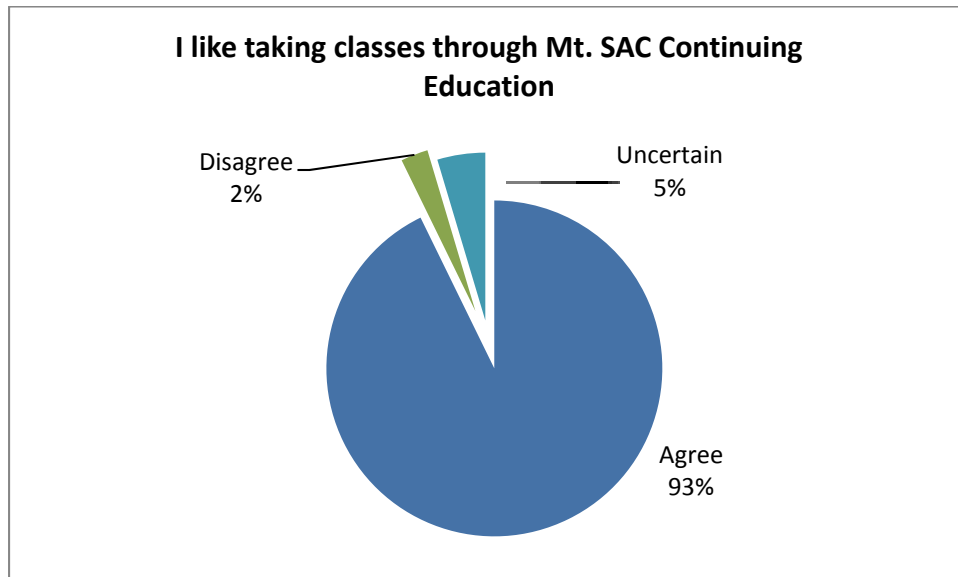


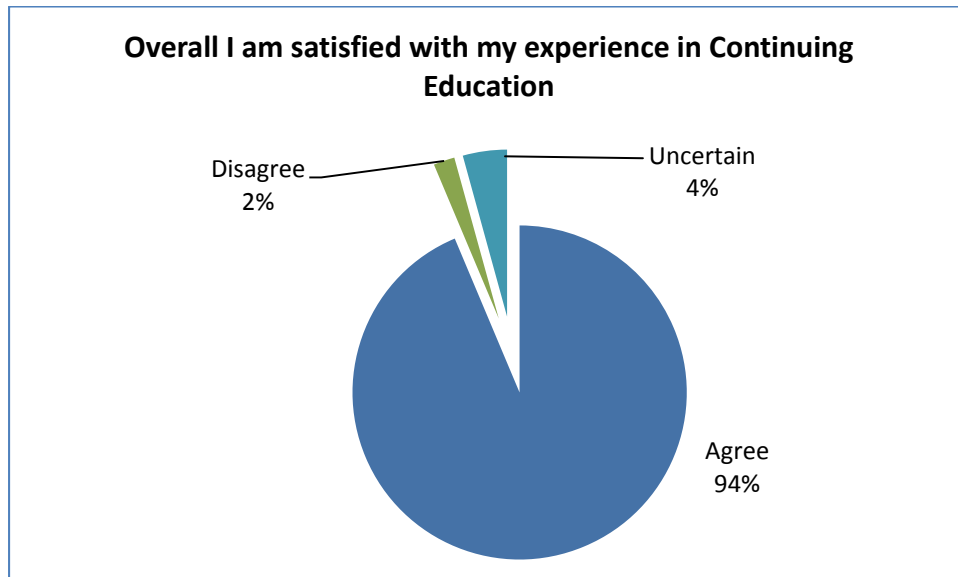
## Student Survey Item 1: I like taking classes through Mt. SAC Continuing Education

		Agree		Disagree		Uncertain	
		N	%	N	%	N	%
Adult Basic Education	Adult Basic Education	80	98%	1	1%	1	1%
	Adult Diploma	139	88%	9	6%	10	6%
	High School Referral	135	73%	32	17%	18	10%
English as a Second Language	ESL	465	98%	0	0%	10	2%
	VESL	69	99%	0	0%	1	1%
Noncredit Labs	Language Learning Center	95	84%	4	4%	14	12%
	WIN	155	99%	0	0%	2	1%
Noncredit Vocational	Health	20	100%	0	0%	0	0%
	Other Noncredit Vocational	72	99%	0	0%	1	1%
Older Adult		434	94%	1	0%	26	6%
<b>Division Total</b>		<b>1664</b>	<b>93%</b>	<b>47</b>	<b>3%</b>	<b>83</b>	<b>5%</b>



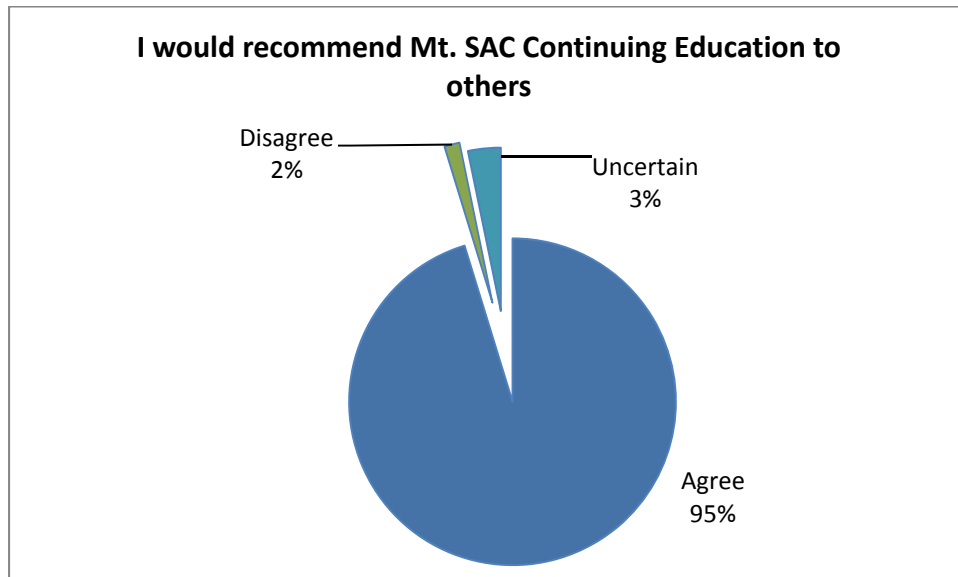
**Student Survey Item 2: Overall I am satisfied with my experience in Continuing Education**

		Agree		Disagree		Uncertain	
		N	%	N	%	N	%
Adult Basic Education	Adult Basic Education	80	96%	1	1%	2	2%
	Adult Diploma	141	89%	11	7%	6	4%
	High School Referral	145	78%	16	9%	24	13%
English as a Second Language	ESL	454	96%	5	1%	16	3%
	VESL	68	97%	0	0%	2	3%
Noncredit Labs	Language Learning Center	96	85%	2	2%	15	13%
	WIN	154	98%	0	0%	3	2%
Noncredit Vocational	Health	20	100%	0	0%	0	0%
	Other Noncredit Vocational	71	97%	1	1%	1	1%
Older Adult		455	98%	1	0%	8	2%
<b>Division Total</b>		1684	94%	37	2%	77	4%



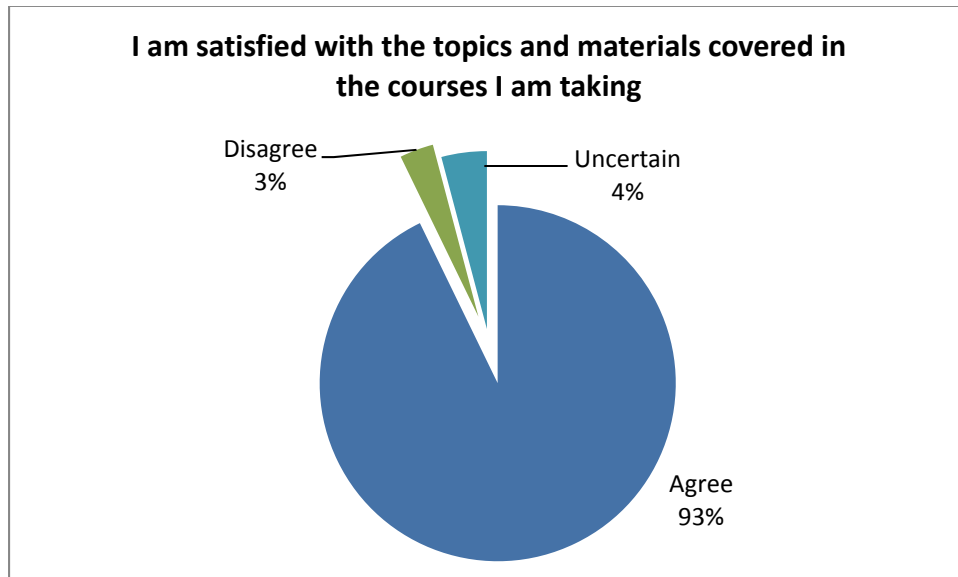
## Student Survey Item 3: I would recommend Mt. SAC Continuing Education to others

		Agree		Disagree		Uncertain	
		N	%	N	%	N	%
Adult Basic Education	Adult Basic Education	82	99%	0	0%	1	1%
	Adult Diploma	146	92%	3	2%	9	6%
	High School Referral	145	79%	18	10%	21	11%
English as a Second Language	ESL	466	98%	1	0%	7	1%
	VESL	70	100%	0	0%	0	0%
Noncredit Labs	Language Learning Center	96	86%	3	3%	13	12%
	WIN	154	98%	1	1%	2	1%
Noncredit Vocational	Health	20	100%	0	0%	0	0%
	Other Noncredit Vocational	71	97%	1	1%	1	1%
Older Adult		459	99%	0	0%	4	1%
<b>Division Total</b>		<b>1709</b>	<b>95%</b>	<b>27</b>	<b>2%</b>	<b>58</b>	<b>3%</b>



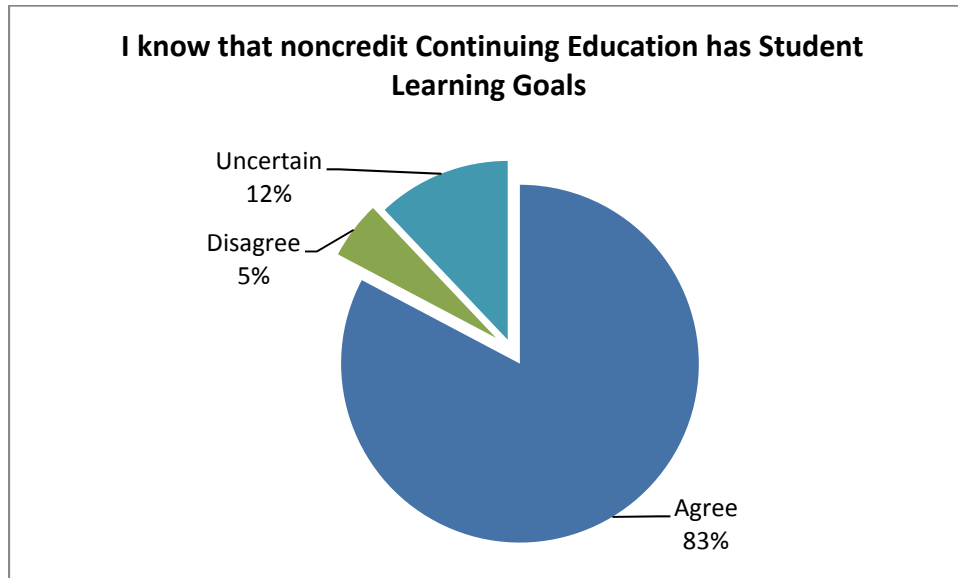
**Student Survey Item 4: I am satisfied with the topics and materials covered in the courses I am taking**

		Agree		Disagree		Uncertain	
		N	%	N	%	N	%
Adult Basic Education	Adult Basic Education	74	90%	4	5%	4	5%
	Adult Diploma	136	86%	8	5%	14	9%
	High School Referral	142	78%	23	13%	18	10%
English as a Second Language	ESL	444	94%	14	3%	16	3%
	VESL	68	97%	0	0%	2	3%
Noncredit Labs	Language Learning Center	103	92%	3	3%	6	5%
	WIN	151	96%	2	1%	4	3%
Noncredit Vocational	Health	20	100%	0	0%	0	0%
	Other Noncredit Vocational	73	100%	0	0%	0	0%
Older Adult		452	98%	1	0%	10	2%
<b>Division Total</b>		1663	93%	55	3%	74	4%



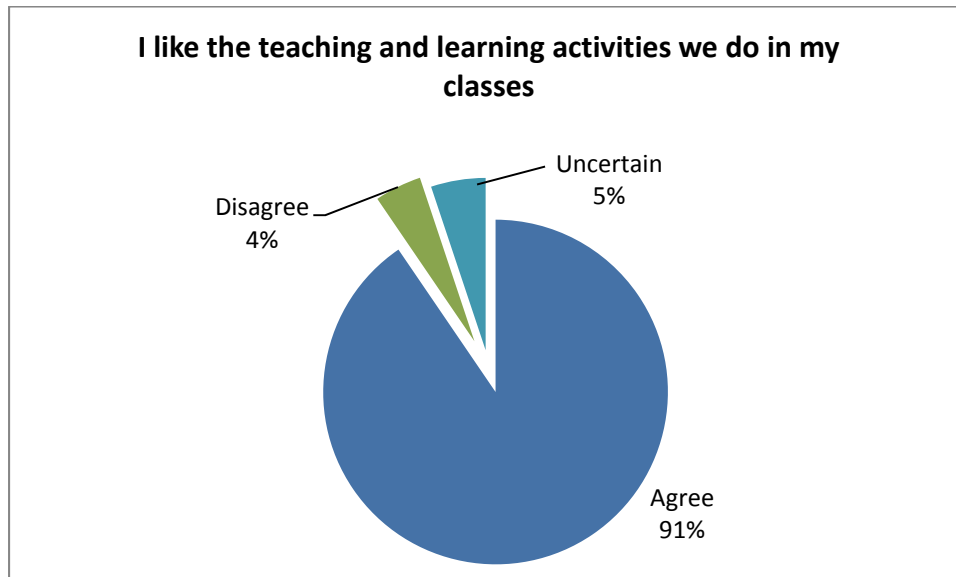
**Student Survey Item 5: I know that noncredit Continuing Education has Student Learning Goals**

		Agree		Disagree		Uncertain	
		N	%	N	%	N	%
Adult Basic Education	Adult Basic Education	77	94%	1	1%	4	5%
	Adult Diploma	115	73%	17	11%	26	16%
	High School Referral	87	48%	34	19%	62	34%
English as a Second Language	ESL	402	85%	23	5%	48	10%
	VESL	64	91%	2	3%	4	6%
Noncredit Labs	Language Learning Center	77	68%	8	7%	28	25%
	WIN	138	88%	5	3%	14	9%
Noncredit Vocational	Health	18	90%	0	0%	2	10%
	Other Noncredit Vocational	69	95%	2	3%	2	3%
Older Adult		434	94%	1	0%	26	6%
<b>Division Total</b>		1481	83%	93	5%	216	12%



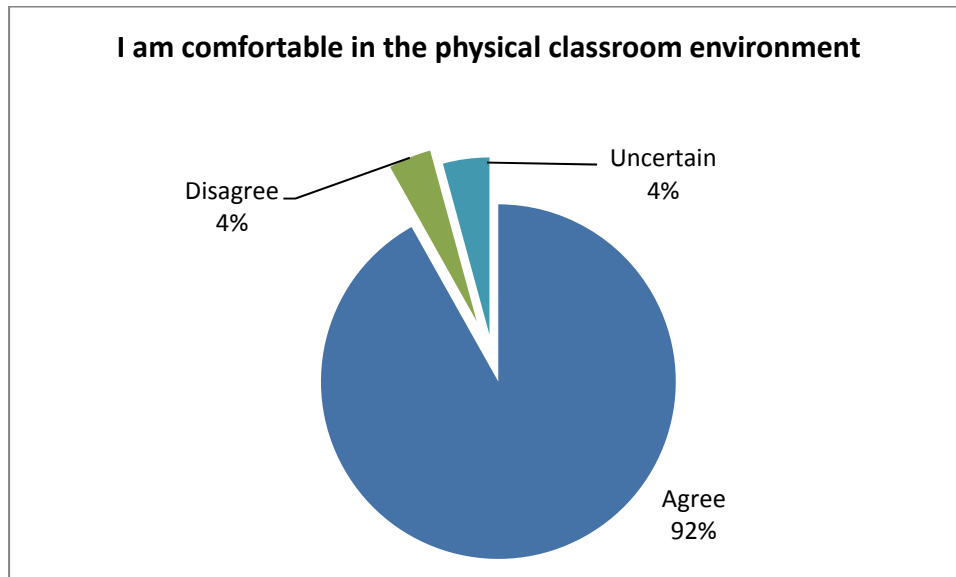
**Student Survey Item 6: I like the teaching and learning activities we do in my classes**

		Agree		Disagree		Uncertain	
		N	%	N	%	N	%
Adult Basic Education	Adult Basic Education	71	86%	4	5%	8	10%
	Adult Diploma	119	76%	17	11%	21	13%
	High School Referral	106	58%	39	21%	39	21%
English as a Second Language	ESL	459	97%	11	2%	4	1%
	VESL	66	94%	0	0%	4	6%
Noncredit Labs	Language Learning Center	102	90%	5	4%	6	5%
	WIN	150	96%	3	2%	4	3%
Noncredit Vocational	Health	20	100%	0	0%	0	0%
	Other Noncredit Vocational	73	100%	0	0%	0	0%
Older Adult		457	99%	0	0%	6	1%
<b>Division Total</b>		<b>1623</b>	<b>90%</b>	<b>79</b>	<b>4%</b>	<b>92</b>	<b>5%</b>



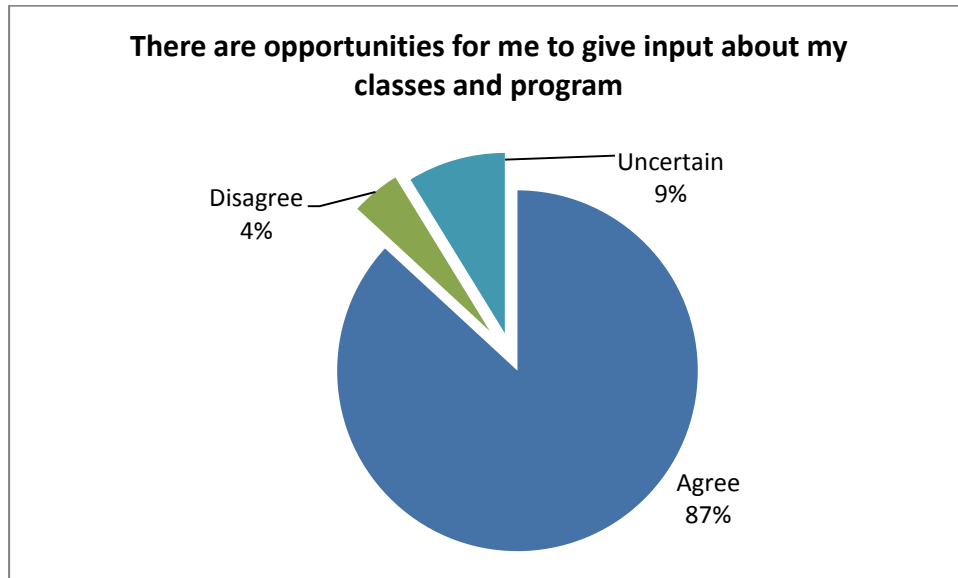
**Student Survey Item 7: I am comfortable in the physical classroom environment**

		Agree		Disagree		Uncertain	
		N	%	N	%	N	%
Adult Basic Education	Adult Basic Education	74	89%	3	4%	6	7%
	Adult Diploma	130	82%	14	9%	14	9%
	High School Referral	146	80%	25	14%	12	7%
English as a Second Language	ESL	433	91%	15	3%	27	6%
	VESL	66	94%	3	4%	1	1%
Noncredit Labs	Language Learning Center	104	92%	2	2%	7	6%
	WIN	156	100%	0	0%	0	0%
Noncredit Vocational	Health	20	100%	0	0%	0	0%
	Other Noncredit Vocational	72	99%	0	0%	1	1%
Older Adult		447	97%	8	2%	8	2%
<b>Division Total</b>		1648	92%	70	4%	76	4%



**Student Survey Item 8: There are opportunities for me to give input about my classes and program**

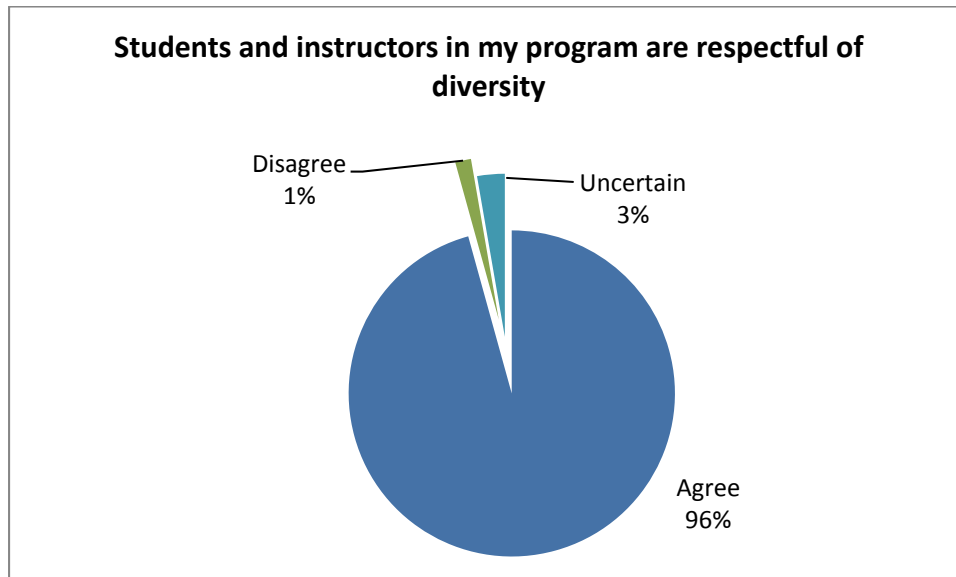
		Agree		Disagree		Uncertain	
		N	%	N	%	N	%
Adult Basic Education	Adult Basic Education	68	82%	4	5%	11	13%
	Adult Diploma	125	80%	17	11%	15	10%
	High School Referral	105	57%	32	17%	46	25%
English as a Second Language	ESL	424	90%	9	2%	39	8%
	VESL	67	97%	0	0%	2	3%
Noncredit Labs	Language Learning Center	91	81%	7	6%	14	13%
	WIN	154	98%	0	0%	3	2%
Noncredit Vocational	Health	17	85%	1	5%	2	10%
	Other Noncredit Vocational	68	93%	4	5%	1	1%
Older Adult		435	94%	4	1%	24	5%
<b>Division Total</b>		1554	87%	78	4%	157	9%





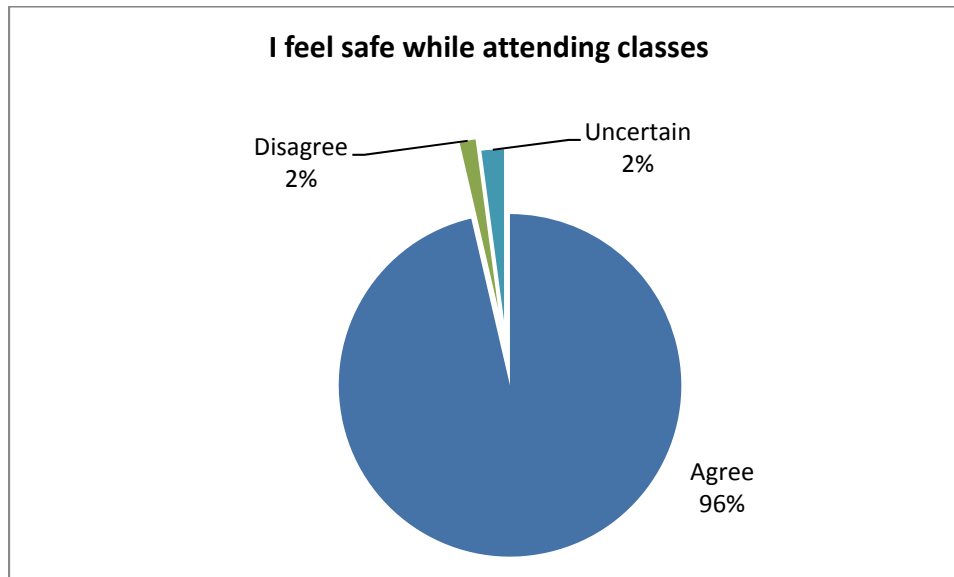
**Student Survey Item 9: Students and instructors in my program are respectful of diversity**

		Agree		Disagree		Uncertain	
		N	%	N	%	N	%
Adult Basic Education	Adult Basic Education	80	96%	1	1%	2	2%
	Adult Diploma	145	92%	7	4%	6	4%
	High School Referral	162	88%	11	6%	11	6%
English as a Second Language	ESL	457	96%	5	1%	12	3%
	VESL	69	99%	0	0%	1	1%
Noncredit Labs	Language Learning Center	103	92%	2	2%	7	6%
	WIN	152	97%	1	1%	3	2%
Noncredit Vocational	Health	21	100%	0	0%	0	0%
	Other Noncredit Vocational	73	100%	0	0%	0	0%
Older Adult		449	98%	1	0%	7	2%
<b>Division Total</b>		1711	96%	28	2%	49	3%



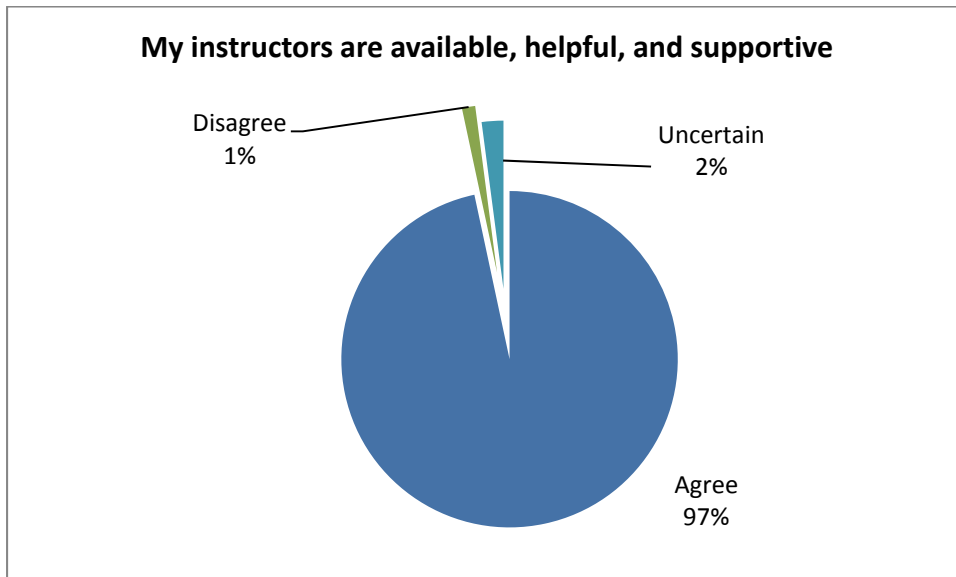
## Student Survey Item 10: I feel safe while attending classes

		Agree		Disagree		Uncertain	
		N	%	N	%	N	%
Adult Basic Education	Adult Basic Education	77	93%	2	2%	4	5%
	Adult Diploma	148	94%	6	4%	4	3%
	High School Referral	162	89%	9	5%	12	7%
English as a Second Language	ESL	460	97%	5	1%	10	2%
	VESL	67	96%	1	1%	2	3%
Noncredit Labs	Language Learning Center	107	96%	2	2%	3	3%
	WIN	154	99%	1	1%	1	1%
Noncredit Vocational	Health	21	100%	0	0%	0	0%
	Other Noncredit Vocational	72	99%	1	1%	0	0%
Older Adult		458	100%	0	0%	2	0%
<b>Division Total</b>		<b>1726</b>	<b>96%</b>	<b>27</b>	<b>2%</b>	<b>38</b>	<b>2%</b>



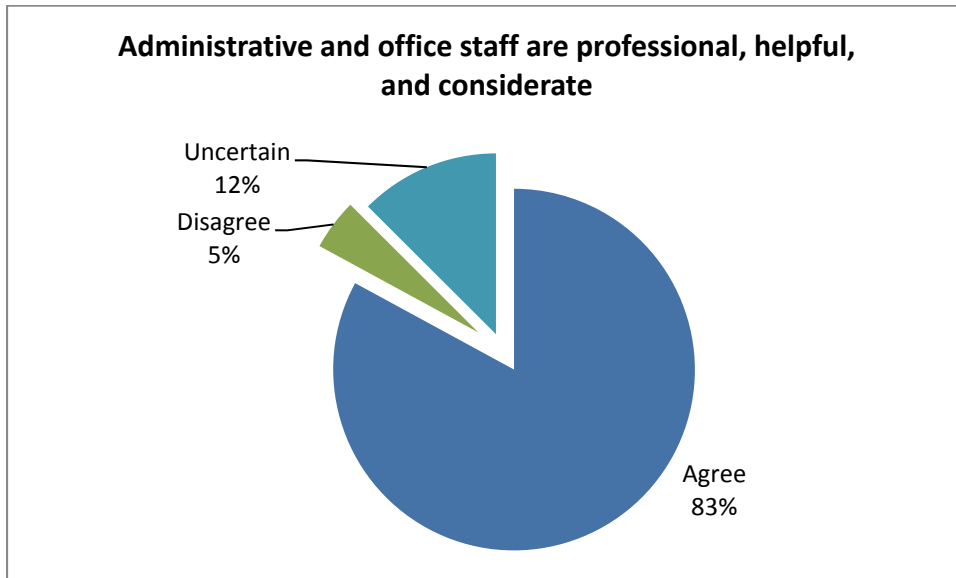
**Student Survey Item 11: My instructors are available, helpful, and supportive**

		Agree		Disagree		Uncertain	
		N	%	N	%	N	%
Adult Basic Education	Adult Basic Education	79	95%	0	0%	4	5%
	Adult Diploma	151	96%	5	3%	2	1%
	High School Referral	167	91%	8	4%	9	5%
English as a Second Language	ESL	462	97%	0	0%	12	3%
	VESL	69	99%	1	1%	0	0%
Noncredit Labs	Language Learning Center	102	90%	6	5%	5	4%
	WIN	151	97%	2	1%	2	1%
Noncredit Vocational	Health	21	100%	0	0%	0	0%
	Other Noncredit Vocational	73	100%	0	0%	0	0%
Older Adult		449	99%	1	0%	3	1%
<b>Division Total</b>		<b>1724</b>	<b>97%</b>	<b>23</b>	<b>1%</b>	<b>37</b>	<b>2%</b>



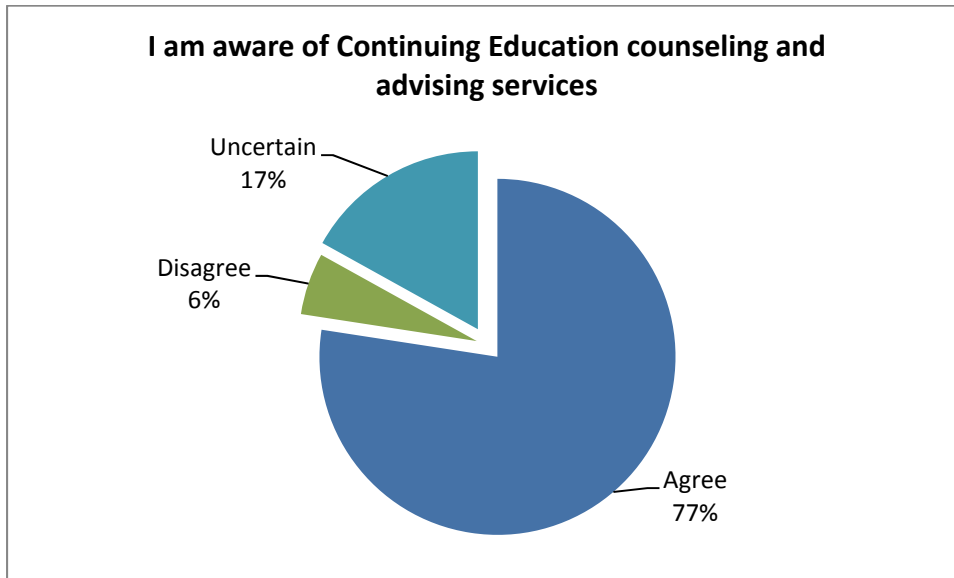
**Student Survey Item 12: Administrative and office staff are professional, helpful, and considerate**

		Agree		Disagree		Uncertain	
		N	%	N	%	N	%
Adult Basic Education	Adult Basic Education	79	95%	0	0%	4	5%
	Adult Diploma	143	91%	11	7%	4	3%
	High School Referral	153	83%	15	8%	16	9%
English as a Second Language	ESL	379	80%	39	8%	54	11%
	VESL	58	84%	0	0%	11	16%
Noncredit Labs	Language Learning Center	95	84%	8	7%	10	9%
	WIN	153	98%	2	1%	1	1%
Noncredit Vocational	Health	20	95%	0	0%	1	5%
	Other Noncredit Vocational	64	88%	4	5%	5	7%
Older Adult		333	74%	2	0%	117	26%
<b>Division Total</b>		1477	83%	81	5%	223	13%



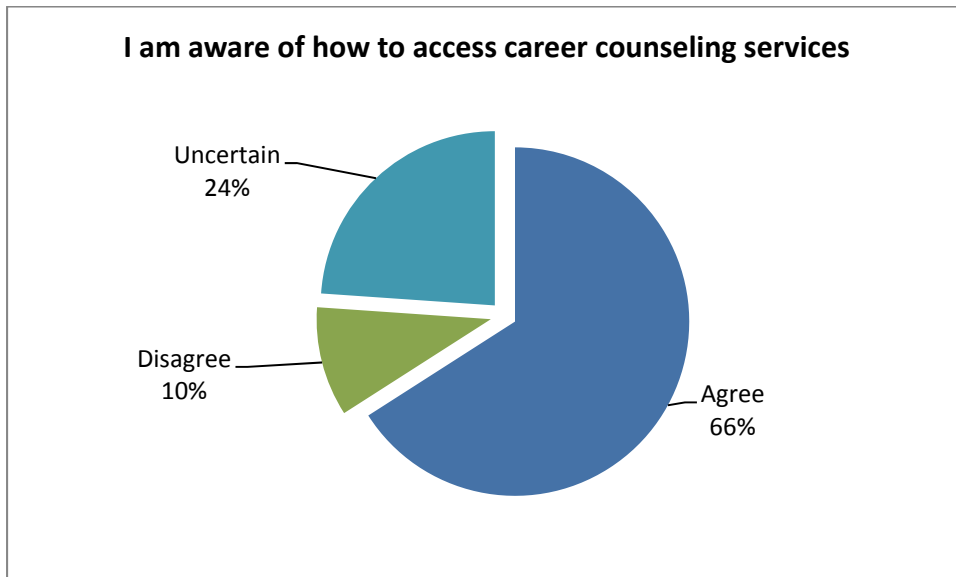
**Student Survey Item 13: I am aware of Continuing Education counseling and advising services**

		Agree		Disagree		Uncertain	
		N	%	N	%	N	%
Adult Basic Education	Adult Basic Education	69	83%	3	4%	11	13%
	Adult Diploma	141	89%	9	6%	8	5%
	High School Referral	112	61%	38	21%	33	18%
English as a Second Language	ESL	378	80%	21	4%	74	16%
	VESL	64	91%	2	3%	4	6%
Noncredit Labs	Language Learning Center	90	80%	6	5%	16	14%
	WIN	152	98%	2	1%	1	1%
Noncredit Vocational	Health	19	90%	1	5%	1	5%
	Other Noncredit Vocational	56	77%	6	8%	11	15%
Older Adult		295	66%	12	3%	142	32%
<b>Division Total</b>		<b>1376</b>	<b>77%</b>	<b>100</b>	<b>6%</b>	<b>301</b>	<b>17%</b>



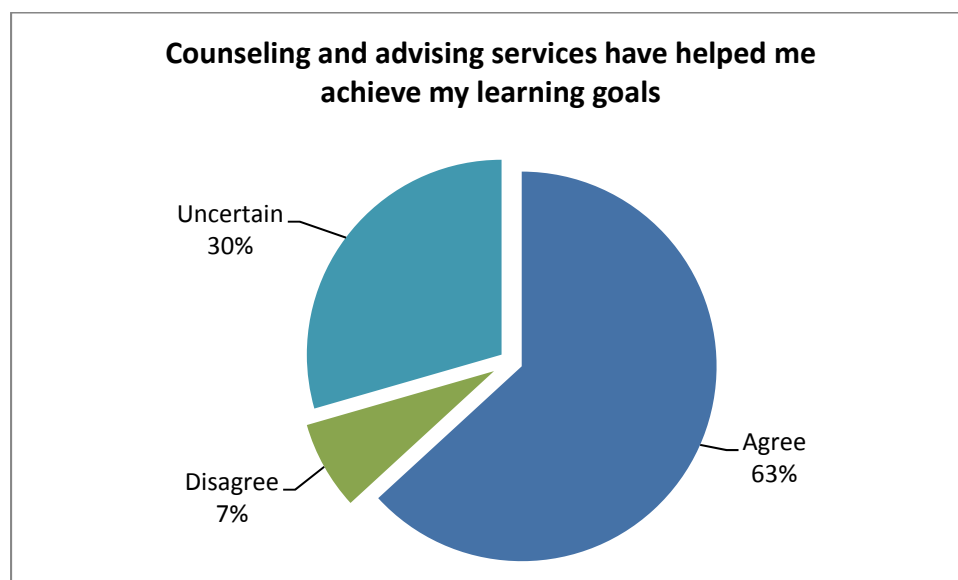
**Student Survey Item 14: I am aware of how to access career counseling services**

		Agree		Disagree		Uncertain	
		N	%	N	%	N	%
Adult Basic Education	Adult Basic Education	61	73%	9	11%	13	16%
	Adult Diploma	125	79%	17	11%	16	10%
	High School Referral	83	45%	61	33%	40	22%
English as a Second Language	ESL	298	63%	55	12%	118	25%
	VESL	61	87%	3	4%	6	9%
Noncredit Labs	Language Learning Center	81	72%	13	12%	19	17%
	WIN	150	97%	2	1%	3	2%
Noncredit Vocational	Health	16	80%	1	5%	3	15%
	Other Noncredit Vocational	54	75%	7	10%	11	15%
Older Adult		238	54%	12	3%	194	44%
<b>Division Total</b>		<b>1167</b>	<b>66%</b>	<b>180</b>	<b>10%</b>	<b>423</b>	<b>24%</b>



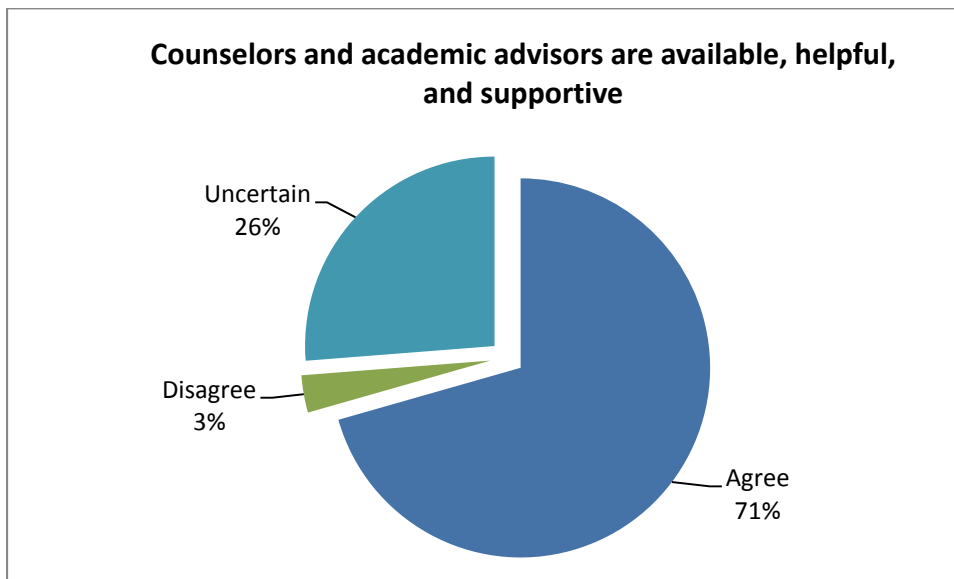
**Student Survey Item 15: Counseling and advising services have helped me achieve my learning goals**

		Agree		Disagree		Uncertain	
		N	%	N	%	N	%
Adult Basic Education	Adult Basic Education	57	69%	3	4%	23	28%
	Adult Diploma	123	78%	14	9%	21	13%
	High School Referral	100	55%	36	20%	47	26%
English as a Second Language	ESL	302	65%	27	6%	138	30%
	VESL	56	80%	1	1%	13	19%
Noncredit Labs	Language Learning Center	60	54%	23	21%	29	26%
	WIN	150	96%	2	1%	4	3%
Noncredit Vocational	Health	14	74%	1	5%	4	21%
	Other Noncredit Vocational	40	56%	8	11%	23	32%
Older Adult		213	48%	15	3%	218	49%
<b>Division Total</b>		1115	63%	130	7%	520	29%



**Student Survey Item 16: Counselors and academic advisors are available, helpful, and supportive**

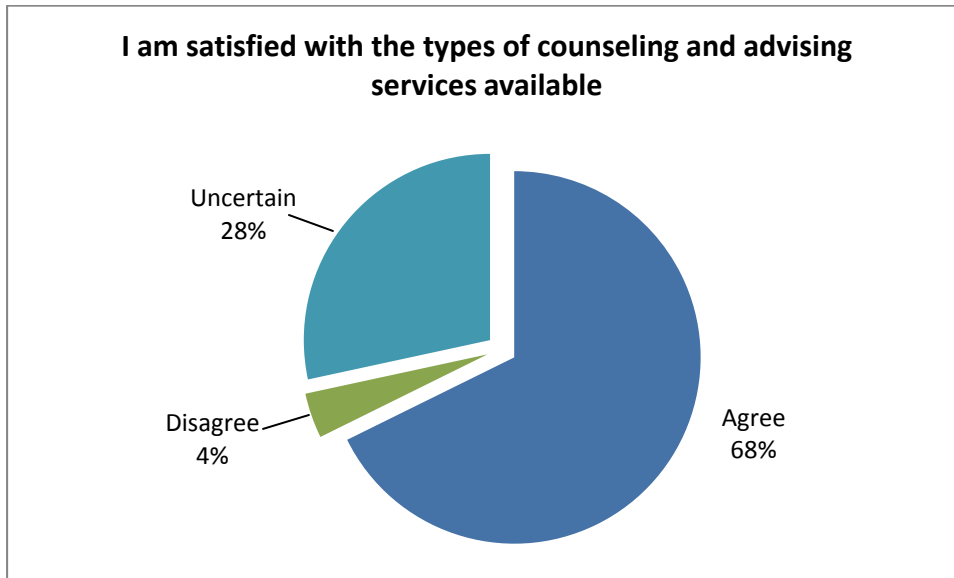
		Agree		Disagree		Uncertain	
		N	%	N	%	N	%
Adult Basic Education	Adult Basic Education	67	82%	3	4%	12	15%
	Adult Diploma	143	91%	8	5%	6	4%
	High School Referral	134	74%	12	7%	36	20%
English as a Second Language	ESL	338	72%	15	3%	118	25%
	VESL	63	90%	1	1%	6	9%
Noncredit Labs	Language Learning Center	79	71%	5	5%	27	24%
	WIN	151	97%	3	2%	1	1%
Noncredit Vocational	Health	17	85%	0	0%	3	15%
	Other Noncredit Vocational	49	68%	3	4%	20	28%
Older Adult		199	46%	6	1%	232	53%
<b>Division Total</b>		<b>1240</b>	<b>71%</b>	<b>56</b>	<b>3%</b>	<b>461</b>	<b>26%</b>





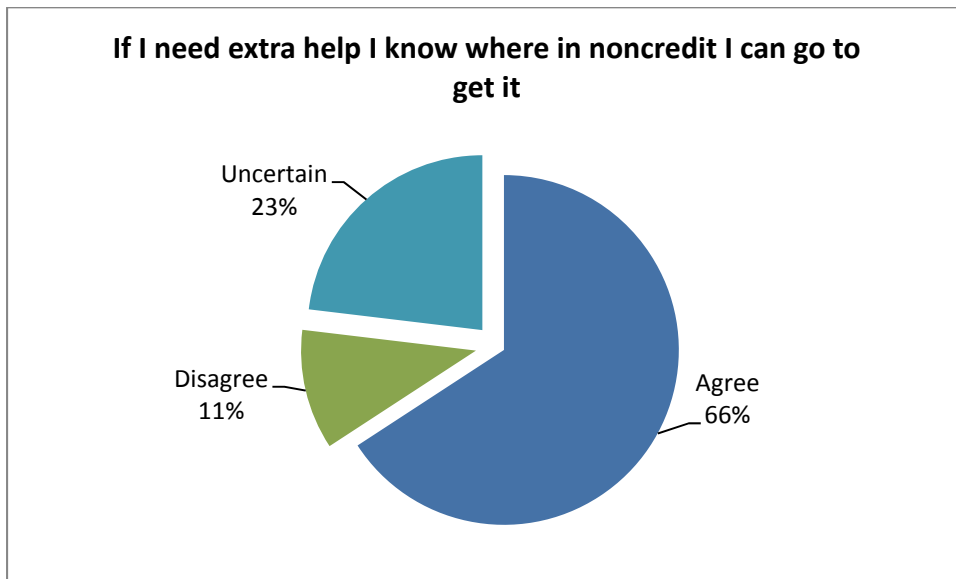
**Student Survey Item 17: I am satisfied with the types of counseling and advising services available**

		Agree		Disagree		Uncertain	
		N	%	N	%	N	%
Adult Basic Education	Adult Basic Education	60	72%	2	2%	21	25%
	Adult Diploma	137	87%	7	4%	14	9%
	High School Referral	123	67%	20	11%	40	22%
English as a Second Language	ESL	330	70%	22	5%	119	25%
	VESL	59	84%	1	1%	10	14%
Noncredit Labs	Language Learning Center	76	68%	6	5%	29	26%
	WIN	152	97%	2	1%	2	1%
Noncredit Vocational	Health	18	90%	1	5%	1	5%
	Other Noncredit Vocational	43	59%	2	3%	28	38%
Older Adult		197	45%	6	1%	237	54%
<b>Division Total</b>		1195	68%	69	4%	501	28%



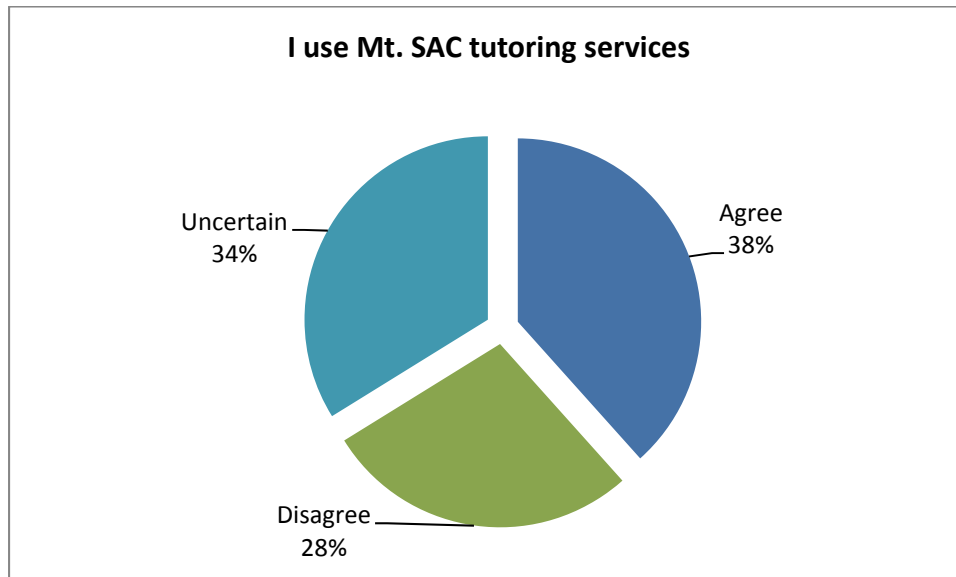
**Student Survey Item 18: If I need extra help I know where in noncredit I can go to get it**

		Agree		Disagree		Uncertain	
		N	%	N	%	N	%
Adult Basic Education	Adult Basic Education	62	75%	7	8%	14	17%
	Adult Diploma	109	69%	25	16%	24	15%
	High School Referral	96	53%	56	31%	30	16%
English as a Second Language	ESL	303	65%	58	12%	108	23%
	VESL	52	74%	8	11%	10	14%
Noncredit Labs	Language Learning Center	73	66%	15	14%	23	21%
	WIN	148	95%	4	3%	4	3%
Noncredit Vocational	Health	16	76%	1	5%	4	19%
	Other Noncredit Vocational	51	71%	9	13%	12	17%
Older Adult		252	57%	13	3%	179	40%
<b>Division Total</b>		<b>1162</b>	<b>66%</b>	<b>196</b>	<b>11%</b>	<b>408</b>	<b>23%</b>



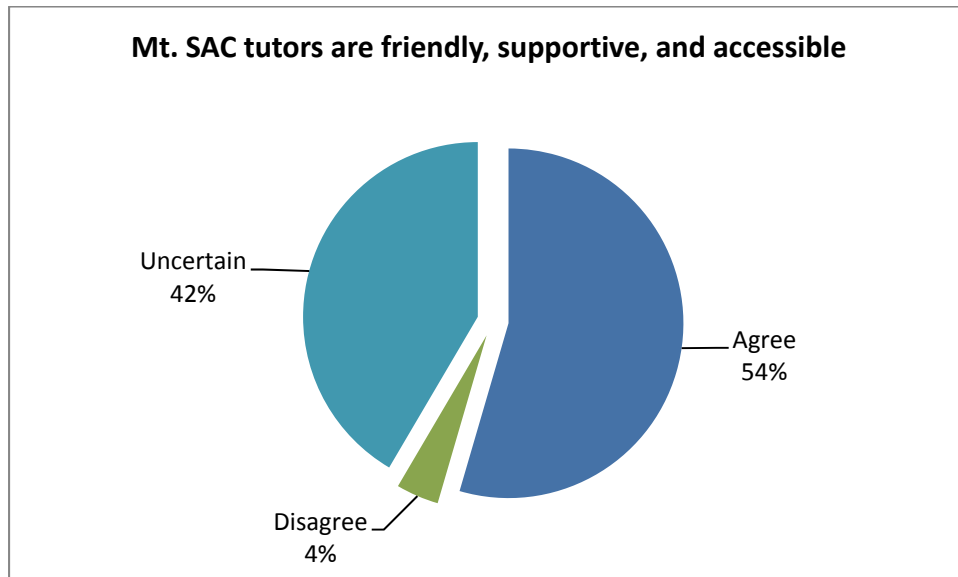
**Student Survey Item 19: I use Mt. SAC tutoring services**

		Agree		Disagree		Uncertain	
		N	%	N	%	N	%
Adult Basic Education	Adult Basic Education	32	39%	31	38%	19	23%
	Adult Diploma	69	44%	65	41%	23	15%
	High School Referral	52	28%	104	57%	28	15%
English as a Second Language	ESL	155	33%	126	27%	190	40%
	VESL	31	45%	26	38%	12	17%
Noncredit Labs	Language Learning Center	60	54%	37	33%	15	13%
	WIN	154	99%	2	1%	0	0%
Noncredit Vocational	Health	9	43%	7	33%	5	24%
	Other Noncredit Vocational	19	27%	26	37%	25	36%
Older Adult		94	22%	65	15%	278	64%
<b>Division Total</b>		<b>675</b>	<b>38%</b>	<b>489</b>	<b>28%</b>	<b>595</b>	<b>34%</b>



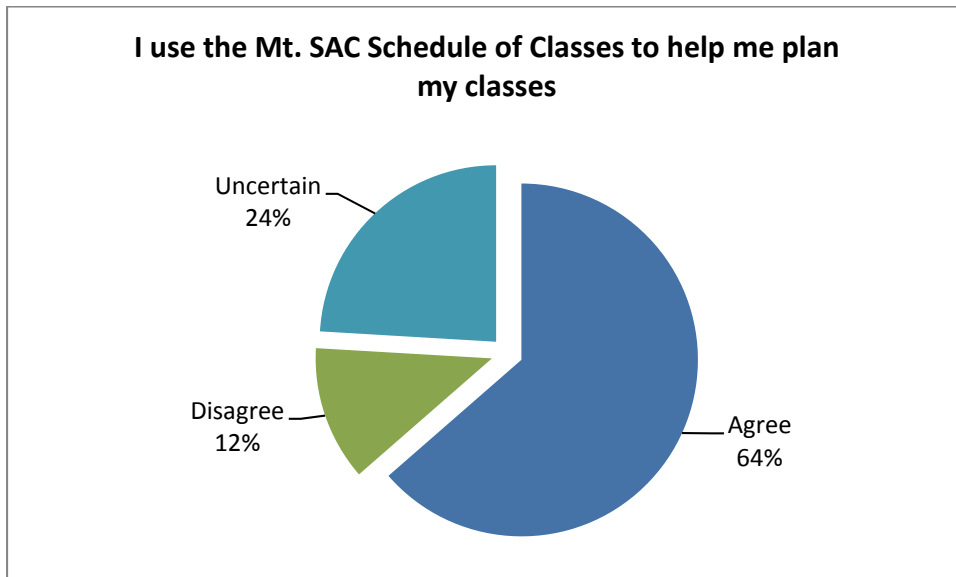
**Student Survey Item 20: Mt. SAC tutors are friendly, supportive, and accessible**

		Agree		Disagree		Uncertain	
		N	%	N	%	N	%
Adult Basic Education	Adult Basic Education	43	52%	2	2%	38	46%
	Adult Diploma	108	69%	9	6%	40	25%
	High School Referral	99	54%	11	6%	74	40%
English as a Second Language	ESL	268	57%	30	6%	174	37%
	VESL	45	64%	3	4%	22	31%
Noncredit Labs	Language Learning Center	63	56%	5	4%	44	39%
	WIN	153	98%	1	1%	2	1%
Noncredit Vocational	Health	12	57%	1	5%	8	38%
	Other Noncredit Vocational	34	47%	3	4%	36	49%
Older Adult		140	32%	5	1%	297	67%
<b>Division Total</b>		965	55%	70	4%	735	42%



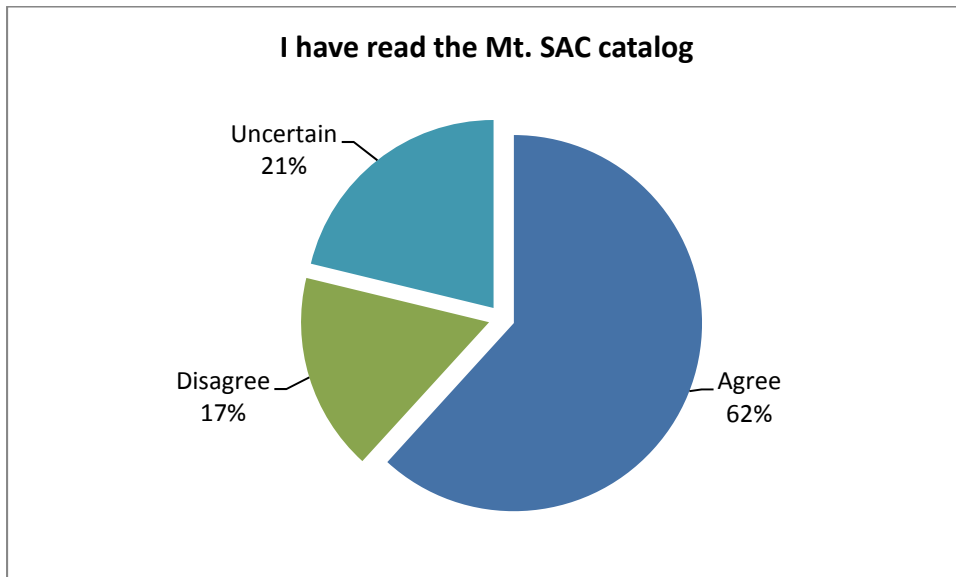
**Student Survey Item 21: I use the Mt. SAC Schedule of Classes to help me plan my classes**

		Agree		Disagree		Uncertain	
		N	%	N	%	N	%
Adult Basic Education	Adult Basic Education	62	75%	7	8%	14	17%
	Adult Diploma	102	65%	30	19%	26	16%
	High School Referral	54	29%	81	44%	49	27%
English as a Second Language	ESL	321	68%	47	10%	102	22%
	VESL	50	71%	12	17%	8	11%
Noncredit Labs	Language Learning Center	87	78%	14	13%	11	10%
	WIN	151	97%	2	1%	2	1%
Noncredit Vocational	Health	16	76%	1	5%	4	19%
	Other Noncredit Vocational	59	82%	3	4%	10	14%
Older Adult		221	50%	21	5%	199	45%
<b>Division Total</b>		<b>1123</b>	<b>64%</b>	<b>218</b>	<b>12%</b>	<b>425</b>	<b>24%</b>



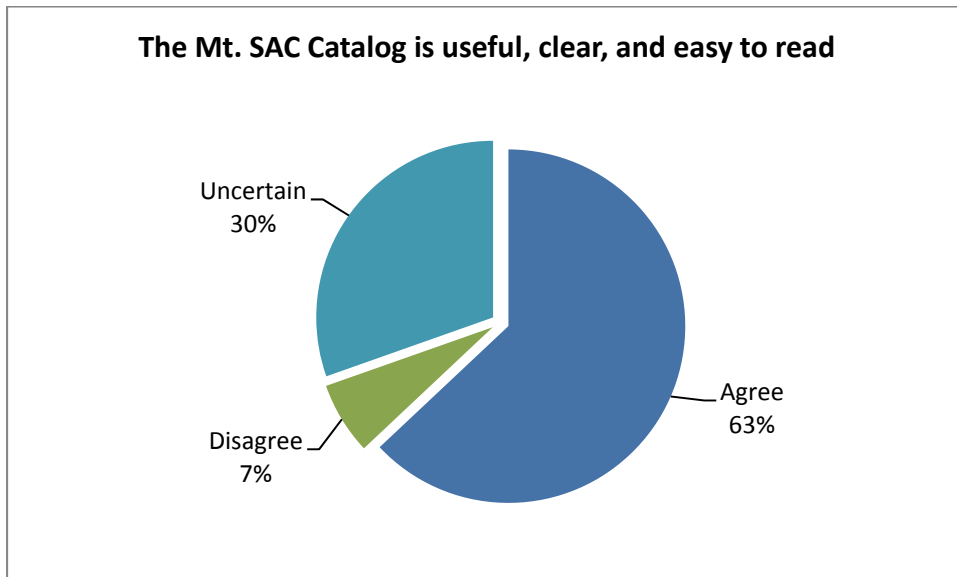
**Student Survey Item 22: I have read the Mt. SAC catalog**

		Agree		Disagree		Uncertain	
		N	%	N	%	N	%
Adult Basic Education	Adult Basic Education	57	69%	19	23%	7	8%
	Adult Diploma	94	59%	47	30%	17	11%
	High School Referral	51	28%	96	52%	36	20%
English as a Second Language	ESL	287	61%	65	14%	121	26%
	VESL	59	84%	9	13%	2	3%
Noncredit Labs	Language Learning Center	86	77%	22	20%	4	4%
	WIN	147	95%	6	4%	2	1%
Noncredit Vocational	Health	13	65%	3	15%	4	20%
	Other Noncredit Vocational	62	85%	5	7%	6	8%
Older Adult		236	54%	29	7%	176	40%
<b>Division Total</b>		1092	62%	301	17%	375	21%



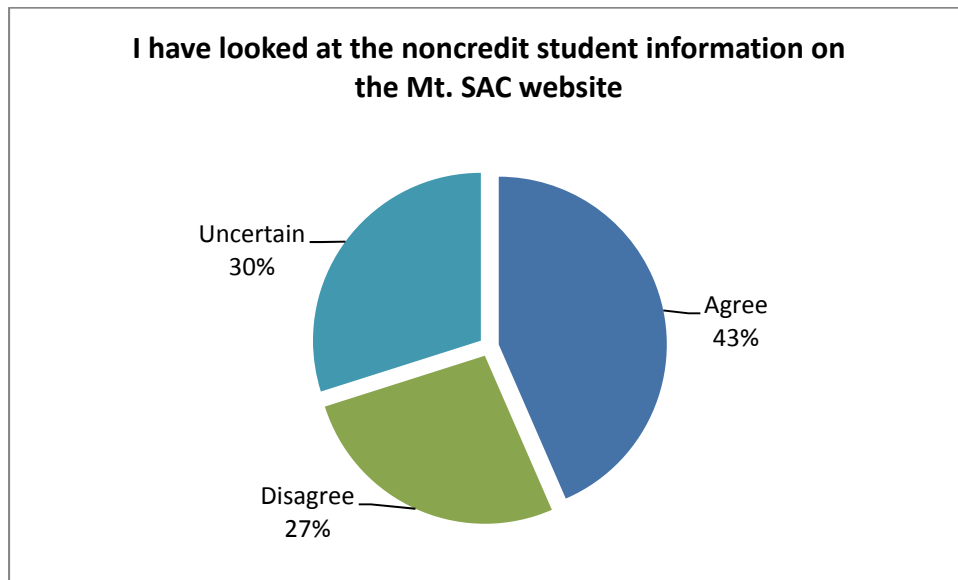
**Student Survey Item 23: The Mt. SAC Catalog is useful, clear, and easy to read**

		Agree		Disagree		Uncertain	
		N	%	N	%	N	%
Adult Basic Education	Adult Basic Education	54	66%	6	7%	22	27%
	Adult Diploma	103	65%	18	11%	37	23%
	High School Referral	64	35%	27	15%	92	50%
English as a Second Language	ESL	285	61%	34	7%	150	32%
	VESL	53	76%	8	11%	9	13%
Noncredit Labs	Language Learning Center	87	78%	4	4%	21	19%
	WIN	149	96%	2	1%	5	3%
Noncredit Vocational	Health	13	65%	1	5%	6	30%
	Other Noncredit Vocational	65	89%	2	3%	6	8%
Older Adult		240	54%	15	3%	189	43%
<b>Division Total</b>		<b>1113</b>	<b>63%</b>	<b>117</b>	<b>7%</b>	<b>537</b>	<b>30%</b>



**Student Survey Item 24: I have looked at the noncredit student information on the Mt. SAC website**


		Agree		Disagree		Uncertain	
		N	%	N	%	N	%
Adult Basic Education	Adult Basic Education	43	52%	22	27%	17	21%
	Adult Diploma	67	43%	65	41%	25	16%
	High School Referral	37	21%	111	64%	26	15%
English as a Second Language	ESL	185	40%	124	26%	159	34%
	VESL	36	51%	23	33%	11	16%
Noncredit Labs	Language Learning Center	38	35%	47	43%	25	23%
	WIN	130	83%	17	11%	9	6%
Noncredit Vocational	Health	10	50%	4	20%	6	30%
	Other Noncredit Vocational	56	79%	5	7%	10	14%
Older Adult		157	36%	47	11%	234	53%
<b>Division Total</b>		759	43%	465	27%	522	30%





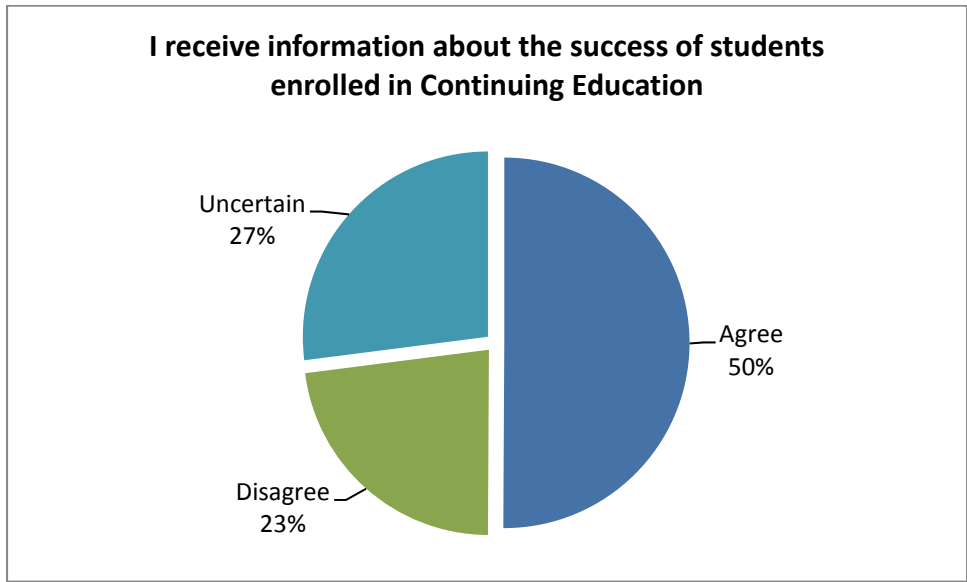
**Student Survey Item 25: I use the Mt. SAC website to access learning tools and materials**

		Agree		Disagree		Uncertain	
		N	%	N	%	N	%
Adult Basic Education	Adult Basic Education	47	57%	20	24%	16	19%
	Adult Diploma	70	45%	62	39%	25	16%
	High School Referral	38	22%	114	66%	20	12%
English as a Second Language	ESL	248	53%	112	24%	109	23%
	VESL	37	53%	21	30%	12	17%
Noncredit Labs	Language Learning Center	89	82%	14	13%	6	6%
	WIN	150	96%	5	3%	1	1%
Noncredit Vocational	Health	9	45%	4	20%	7	35%
	Other Noncredit Vocational	40	57%	17	24%	13	19%
Older Adult		119	27%	60	14%	258	59%
<b>Division Total</b>		<b>847</b>	<b>49%</b>	<b>429</b>	<b>25%</b>	<b>467</b>	<b>27%</b>



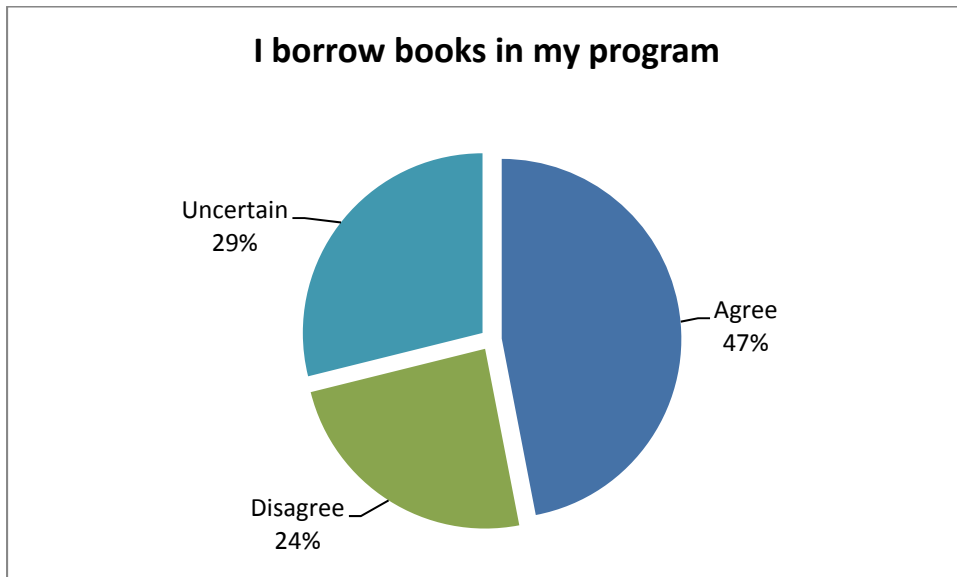
**Student Survey Item 26: I receive information about the success of students enrolled in Continuing Education**

		Agree		Disagree		Uncertain	
		N	%	N	%	N	%
Adult Basic Education	Adult Basic Education	53	65%	18	22%	11	13%
	Adult Diploma	96	61%	46	29%	15	10%
	High School Referral	55	32%	93	53%	26	15%
English as a Second Language	ESL	246	53%	102	22%	120	26%
	VESL	41	59%	23	33%	6	9%
Noncredit Labs	Language Learning Center	59	54%	33	30%	17	16%
	WIN	138	88%	13	8%	5	3%
Noncredit Vocational	Health	11	55%	4	20%	5	25%
	Other Noncredit Vocational	34	49%	16	23%	20	29%
Older Adult		140	32%	51	12%	246	56%
<b>Division Total</b>		873	50%	399	23%	471	27%



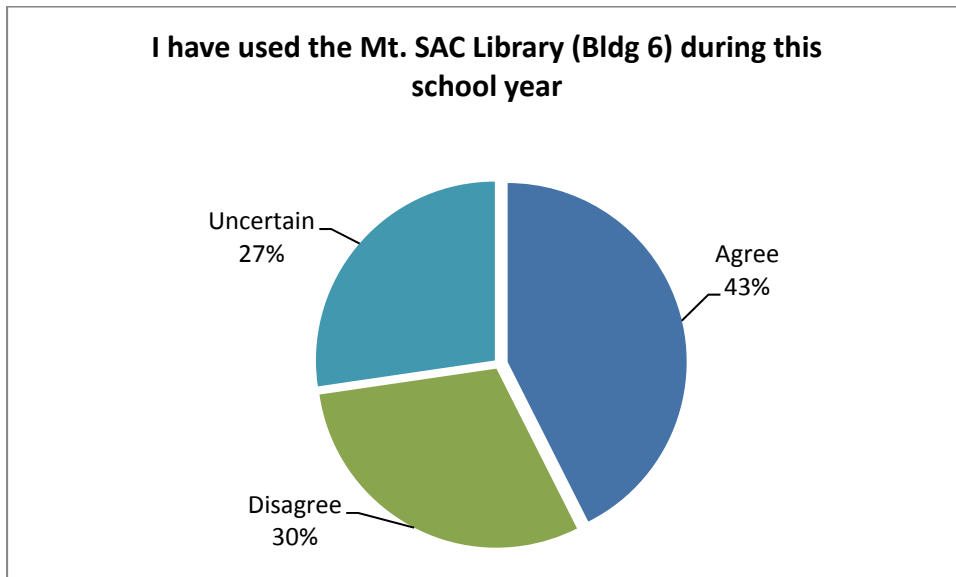
**Student Survey Item 27: I borrow books in my program**

		Agree		Disagree		Uncertain	
		N	%	N	%	N	%
Adult Basic Education	Adult Basic Education	41	49%	26	31%	16	19%
	Adult Diploma	111	71%	41	26%	5	3%
	High School Referral	125	72%	33	19%	15	9%
English as a Second Language	ESL	235	50%	125	27%	108	23%
	VESL	31	45%	29	42%	9	13%
Noncredit Labs	Language Learning Center	46	42%	44	40%	20	18%
	WIN	145	93%	7	4%	4	3%
Noncredit Vocational	Health	7	35%	8	40%	5	25%
	Other Noncredit Vocational	11	16%	35	50%	24	34%
Older Adult		66	15%	73	17%	297	68%
<b>Division Total</b>		<b>818</b>	<b>47%</b>	<b>421</b>	<b>24%</b>	<b>503</b>	<b>29%</b>



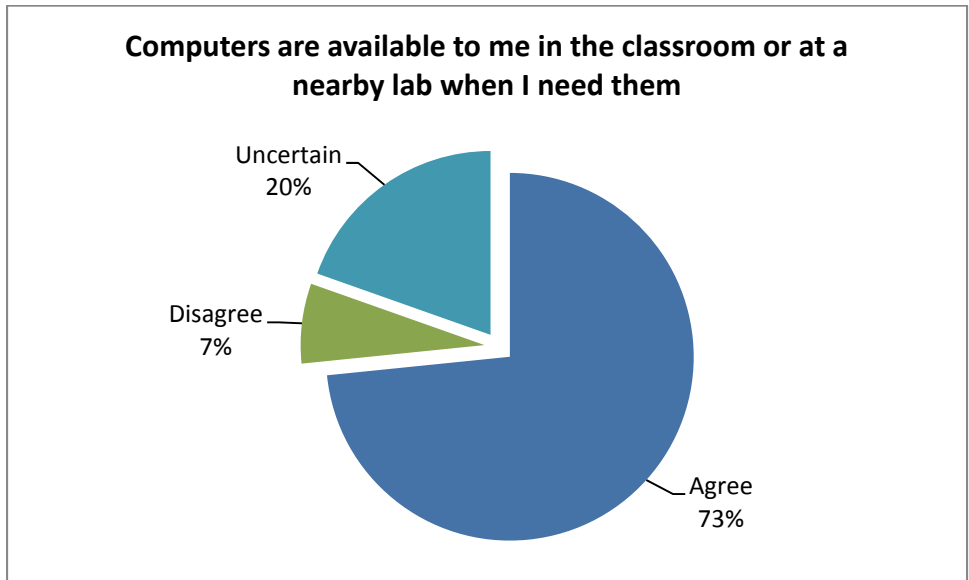
**Student Survey Item 28: I have used the Mt. SAC Library (Bldg 6) during this school year**

		Agree		Disagree		Uncertain	
		N	%	N	%	N	%
Adult Basic Education	Adult Basic Education	24	29%	45	54%	14	17%
	Adult Diploma	54	34%	84	54%	19	12%
	High School Referral	39	22%	118	68%	17	10%
English as a Second Language	ESL	268	57%	121	26%	79	17%
	VESL	36	51%	22	31%	12	17%
Noncredit Labs	Language Learning Center	92	84%	12	11%	5	5%
	WIN	148	95%	4	3%	4	3%
Noncredit Vocational	Health	8	40%	7	35%	5	25%
	Other Noncredit Vocational	20	28%	27	38%	24	34%
Older Adult		53	12%	85	20%	297	68%
<b>Division Total</b>		<b>742</b>	<b>43%</b>	<b>525</b>	<b>30%</b>	<b>476</b>	<b>27%</b>



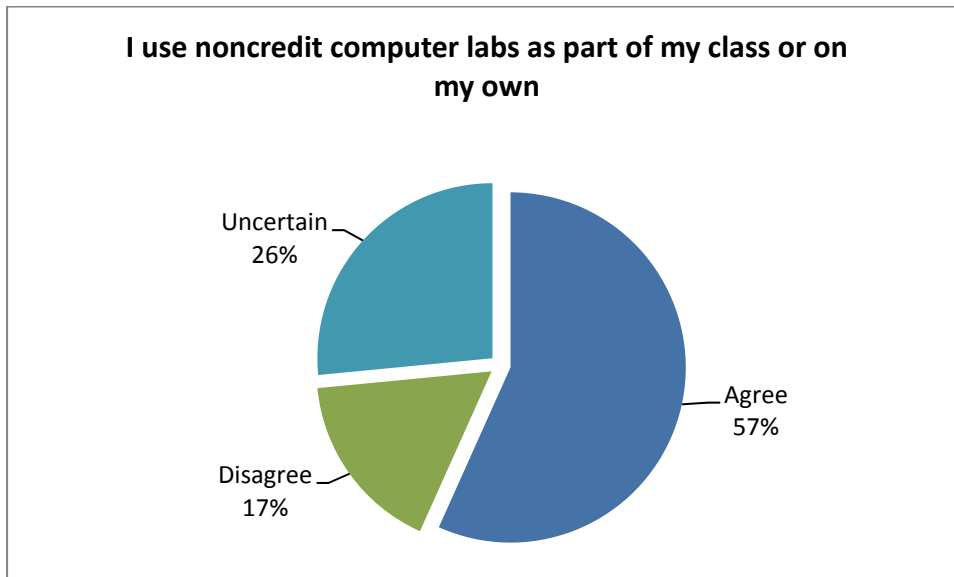
**Student Survey Item 29: Computers are available to me in the classroom or at a nearby lab when I need them**

		Agree		Disagree		Uncertain	
		N	%	N	%	N	%
Adult Basic Education	Adult Basic Education	76	92%	3	4%	4	5%
	Adult Diploma	137	87%	10	6%	10	6%
	High School Referral	151	86%	14	8%	10	6%
English as a Second Language	ESL	379	81%	43	9%	48	10%
	VESL	64	91%	3	4%	3	4%
Noncredit Labs	Language Learning Center	93	85%	8	7%	8	7%
	WIN	155	99%	0	0%	1	1%
Noncredit Vocational	Health	12	67%	1	6%	5	28%
	Other Noncredit Vocational	38	54%	13	19%	19	27%
Older Adult		180	41%	28	6%	235	53%
<b>Division Total</b>		<b>1285</b>	<b>73%</b>	<b>123</b>	<b>7%</b>	<b>343</b>	<b>20%</b>



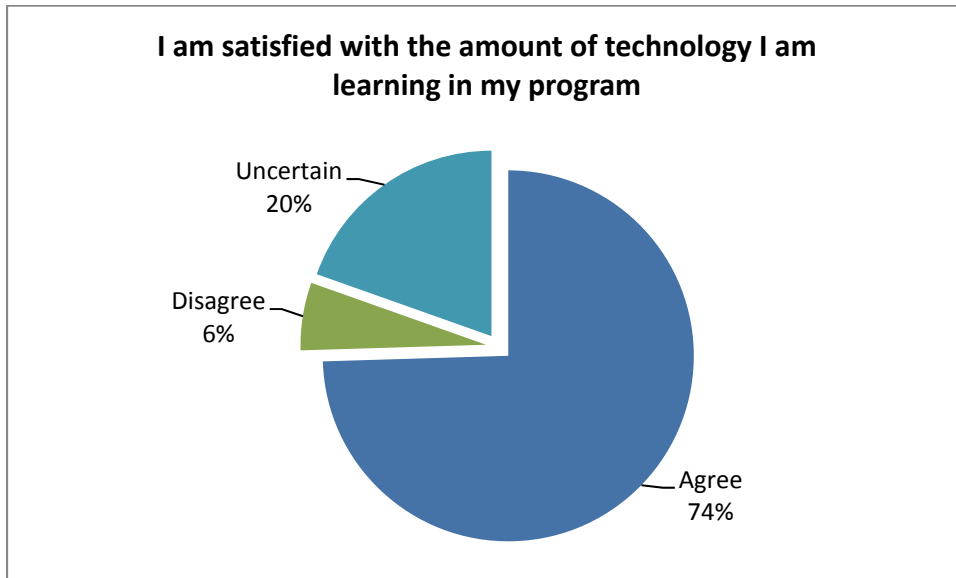
**Student Survey Item 30: I use noncredit computer labs as part of my class or on my own**

		Agree		Disagree		Uncertain	
		N	%	N	%	N	%
Adult Basic Education	Adult Basic Education	65	78%	10	12%	8	10%
	Adult Diploma	86	55%	57	36%	14	9%
	High School Referral	93	54%	49	28%	31	18%
English as a Second Language	ESL	324	69%	72	15%	74	16%
	VESL	60	86%	6	9%	4	6%
Noncredit Labs	Language Learning Center	78	56%	15	11%	46	33%
	WIN	141	91%	6	4%	8	5%
Noncredit Vocational	Health	8	42%	6	32%	5	26%
	Other Noncredit Vocational	18	26%	27	39%	24	35%
Older Adult		132	30%	49	11%	256	59%
<b>Division Total</b>		<b>1005</b>	<b>57%</b>	<b>297</b>	<b>17%</b>	<b>470</b>	<b>27%</b>



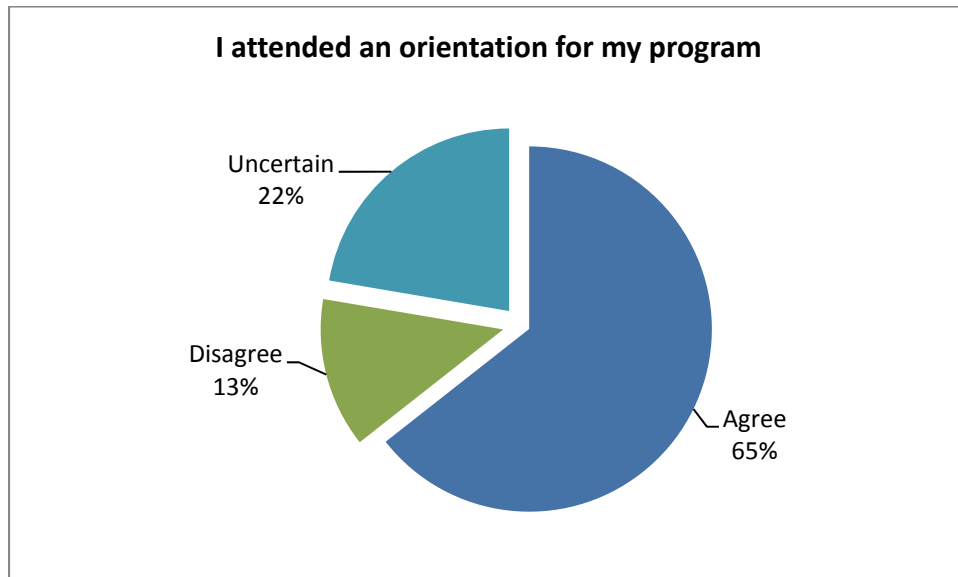
**Student Survey Item 31: I am satisfied with the amount of technology I am learning in my program**

		Agree		Disagree		Uncertain	
		N	%	N	%	N	%
Adult Basic Education	Adult Basic Education	71	86%	5	6%	7	8%
	Adult Diploma	119	76%	17	11%	21	13%
	High School Referral	114	66%	28	16%	32	18%
English as a Second Language	ESL	387	82%	27	6%	56	12%
	VESL	63	90%	2	3%	5	7%
Noncredit Labs	Language Learning Center	95	88%	5	5%	8	7%
	WIN	150	97%	1	1%	4	3%
Noncredit Vocational	Health	16	80%	0	0%	4	20%
	Other Noncredit Vocational	55	79%	2	3%	13	19%
Older Adult		232	53%	16	4%	192	44%
<b>Division Total</b>		1302	75%	103	6%	342	20%



**Student Survey Item 32: I attended an orientation for my program**

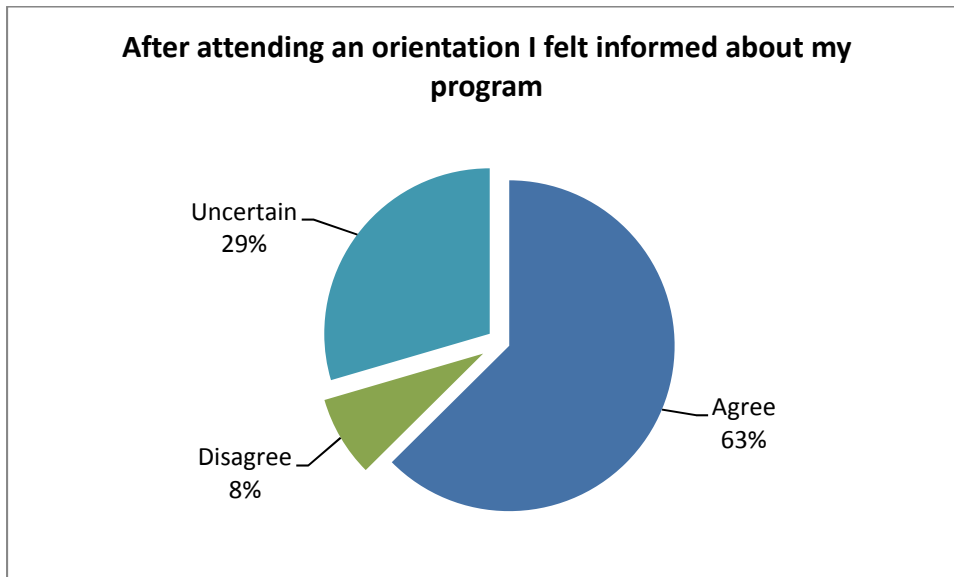
		Agree		Disagree		Uncertain	
		N	%	N	%	N	%
Adult Basic Education	Adult Basic Education	61	73%	13	16%	9	11%
	Adult Diploma	139	89%	11	7%	7	4%
	High School Referral	151	86%	17	10%	7	4%
English as a Second Language	ESL	313	67%	79	17%	78	17%
	VESL	56	80%	6	9%	8	11%
Noncredit Labs	Language Learning Center	74	67%	21	19%	15	14%
	WIN	148	95%	6	4%	1	1%
Noncredit Vocational	Health	20	100%	0	0%	0	0%
	Other Noncredit Vocational	25	36%	25	36%	19	28%
Older Adult		135	31%	53	12%	245	57%
<b>Division Total</b>		<b>1122</b>	<b>64%</b>	<b>231</b>	<b>13%</b>	<b>389</b>	<b>22%</b>





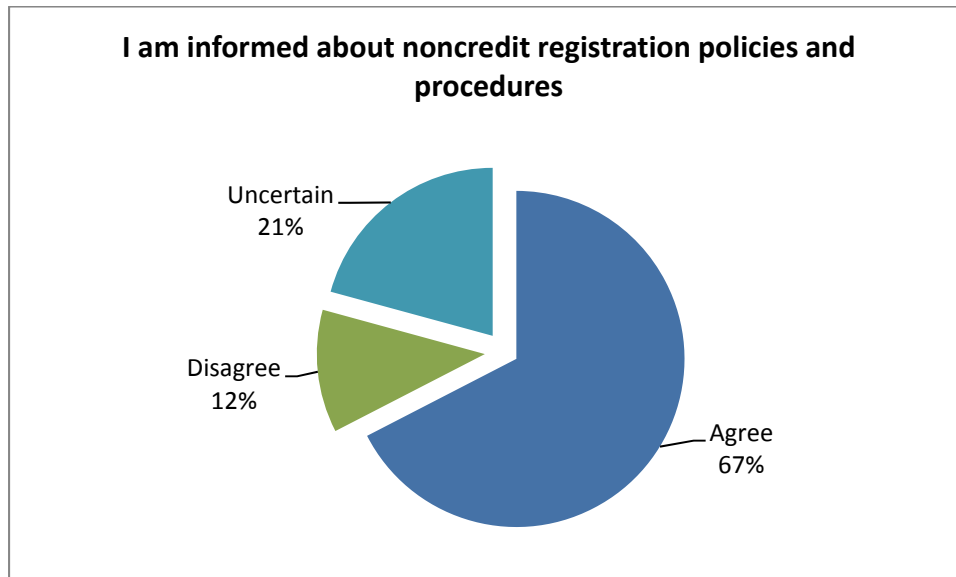
**Student Survey Item 33: After attending an orientation I felt informed about my program**

		Agree		Disagree		Uncertain	
		N	%	N	%	N	%
Adult Basic Education	Adult Basic Education	61	73%	11	13%	11	13%
	Adult Diploma	138	88%	8	5%	10	6%
	High School Referral	142	82%	17	10%	15	9%
English as a Second Language	ESL	300	64%	45	10%	123	26%
	VESL	48	69%	8	11%	14	20%
Noncredit Labs	Language Learning Center	68	62%	14	13%	28	25%
	WIN	148	95%	2	1%	6	4%
Noncredit Vocational	Health	20	100%	0	0%	0	0%
	Other Noncredit Vocational	27	40%	6	9%	34	51%
Older Adult		133	31%	26	6%	271	63%
<b>Division Total</b>		<b>1085</b>	<b>63%</b>	<b>137</b>	<b>8%</b>	<b>512</b>	<b>30%</b>



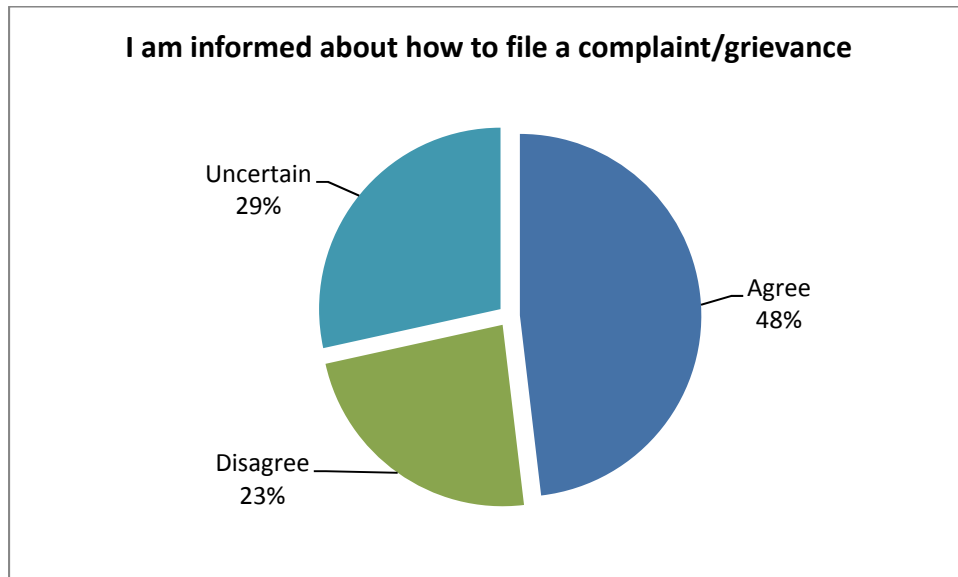
## Student Survey Item 34: I am informed about noncredit registration policies and procedures

		Agree		Disagree		Uncertain	
		N	%	N	%	N	%
Adult Basic Education	Adult Basic Education	68	82%	8	10%	7	8%
	Adult Diploma	116	74%	29	18%	12	8%
	High School Referral	104	60%	41	24%	29	17%
English as a Second Language	ESL	308	66%	63	13%	98	21%
	VESL	57	81%	8	11%	5	7%
Noncredit Labs	Language Learning Center	65	59%	25	23%	20	18%
	WIN	137	88%	11	7%	7	5%
Noncredit Vocational	Health	17	89%	1	5%	1	5%
	Other Noncredit Vocational	54	77%	5	7%	11	16%
Older Adult		250	57%	15	3%	172	39%
<b>Division Total</b>		<b>1176</b>	<b>67%</b>	<b>206</b>	<b>12%</b>	<b>362</b>	<b>21%</b>



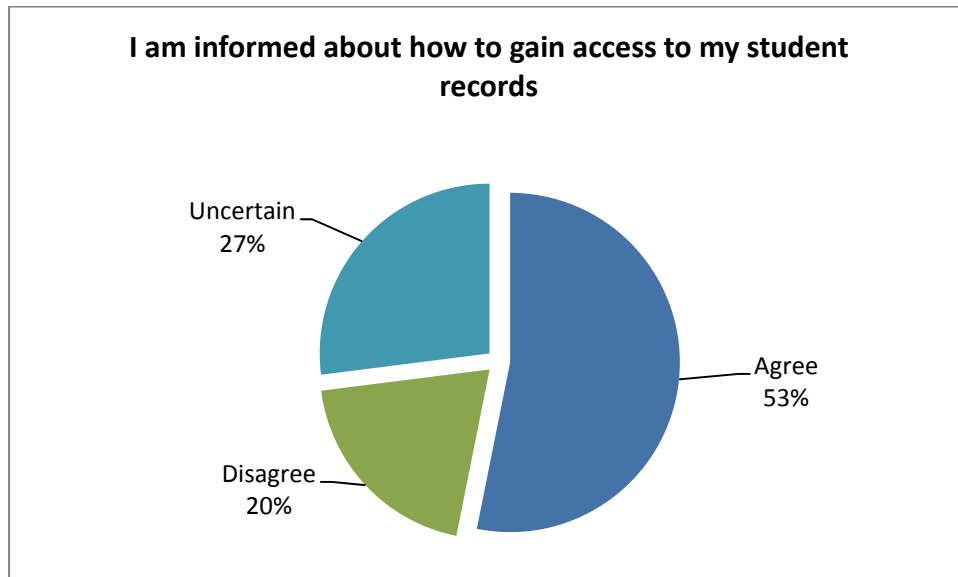
**Student Survey Item 35: I am informed about how to file a complaint/grievance**

		Agree		Disagree		Uncertain	
		N	%	N	%	N	%
Adult Basic Education	Adult Basic Education	45	54%	21	25%	17	20%
	Adult Diploma	97	62%	45	29%	15	10%
	High School Referral	77	44%	79	45%	18	10%
English as a Second Language	ESL	192	42%	124	27%	145	31%
	VESL	34	49%	21	30%	15	21%
Noncredit Labs	Language Learning Center	44	40%	41	37%	25	23%
	WIN	134	87%	13	8%	7	5%
Noncredit Vocational	Health	11	58%	5	26%	3	16%
	Other Noncredit Vocational	32	46%	14	20%	23	33%
Older Adult		168	39%	43	10%	225	52%
<b>Division Total</b>		<b>834</b>	<b>48%</b>	<b>406</b>	<b>23%</b>	<b>493</b>	<b>28%</b>



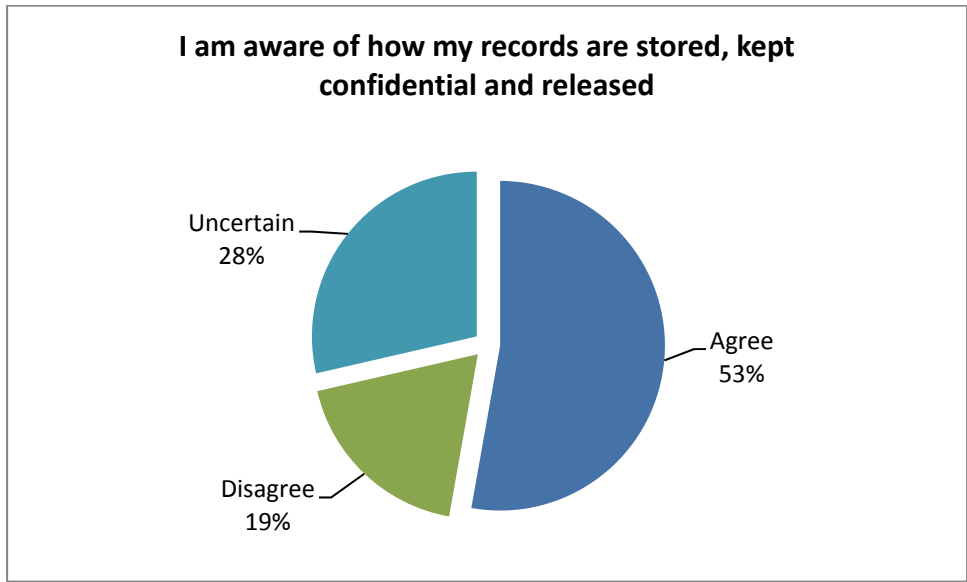
**Student Survey Item 36: I am informed about how to gain access to my student records**

		Agree		Disagree		Uncertain	
		N	%	N	%	N	%
Adult Basic Education	Adult Basic Education	46	55%	26	31%	11	13%
	Adult Diploma	106	68%	37	24%	13	8%
	High School Referral	86	49%	72	41%	16	9%
English as a Second Language	ESL	229	50%	116	25%	117	25%
	VESL	46	66%	9	13%	15	21%
Noncredit Labs	Language Learning Center	78	72%	15	14%	16	15%
	WIN	147	94%	6	4%	3	2%
Noncredit Vocational	Health	10	53%	7	37%	2	11%
	Other Noncredit Vocational	41	60%	9	13%	18	26%
Older Adult		132	30%	47	11%	257	59%
<b>Division Total</b>		<b>921</b>	<b>53%</b>	<b>344</b>	<b>20%</b>	<b>468</b>	<b>27%</b>



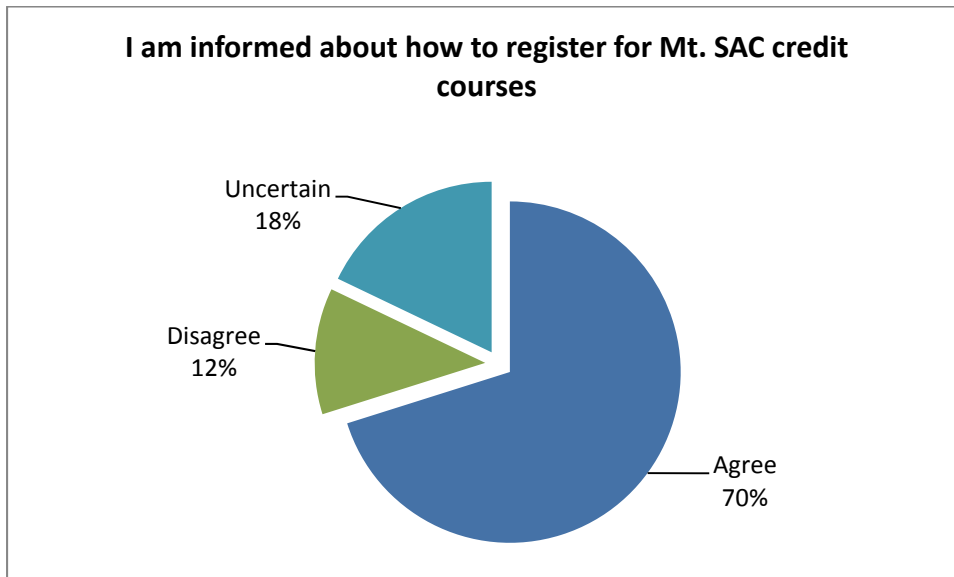
**Student Survey Item 37: I am aware of how my records are stored, kept confidential and released**

		Agree		Disagree		Uncertain	
		N	%	N	%	N	%
Adult Basic Education	Adult Basic Education	50	60%	20	24%	13	16%
	Adult Diploma	105	68%	32	21%	18	12%
	High School Referral	95	55%	61	35%	18	10%
English as a Second Language	ESL	258	56%	96	21%	105	23%
	VESL	48	69%	9	13%	13	19%
Noncredit Labs	Language Learning Center	74	68%	20	18%	15	14%
	WIN	73	47%	20	13%	62	40%
Noncredit Vocational	Health	10	53%	7	37%	2	11%
	Other Noncredit Vocational	44	64%	12	17%	13	19%
Older Adult		157	36%	45	10%	236	54%
<b>Division Total</b>		914	53%	322	19%	495	29%



**Student Survey Item 38: I am informed about how to register for Mt. SAC credit courses**

		Agree		Disagree		Uncertain	
		N	%	N	%	N	%
Adult Basic Education	Adult Basic Education	66	80%	8	10%	9	11%
	Adult Diploma	119	76%	24	15%	13	8%
	High School Referral	111	64%	46	26%	17	10%
English as a Second Language	ESL	268	58%	99	22%	93	20%
	VESL	65	93%	0	0%	5	7%
Noncredit Labs	Language Learning Center	103	94%	2	2%	4	4%
	WIN	151	97%	3	2%	1	1%
Noncredit Vocational	Health	12	67%	4	22%	2	11%
	Other Noncredit Vocational	60	86%	2	3%	8	11%
Older Adult		264	60%	20	5%	159	36%
<b>Division Total</b>		<b>1219</b>	<b>70%</b>	<b>208</b>	<b>12%</b>	<b>311</b>	<b>18%</b>



**Student Survey Item 39: I am aware that there is financial aid available for Mt. SAC credit classes**

		Agree		Disagree		Uncertain	
		N	%	N	%	N	%
Adult Basic Education	Adult Basic Education	65	83%	4	5%	9	12%
	Adult Diploma	126	83%	19	13%	6	4%
	High School Referral	77	45%	64	38%	29	17%
English as a Second Language	ESL	244	54%	81	18%	126	28%
	VESL	60	88%	3	4%	5	7%
Noncredit Labs	Language Learning Center	100	92%	3	3%	6	6%
	WIN	148	97%	3	2%	1	1%
Noncredit Vocational	Health	14	88%	1	6%	1	6%
	Other Noncredit Vocational	50	75%	3	4%	14	21%
Older Adult		194	44%	21	5%	229	52%
<b>Division Total</b>		1078	63%	202	12%	426	25%

