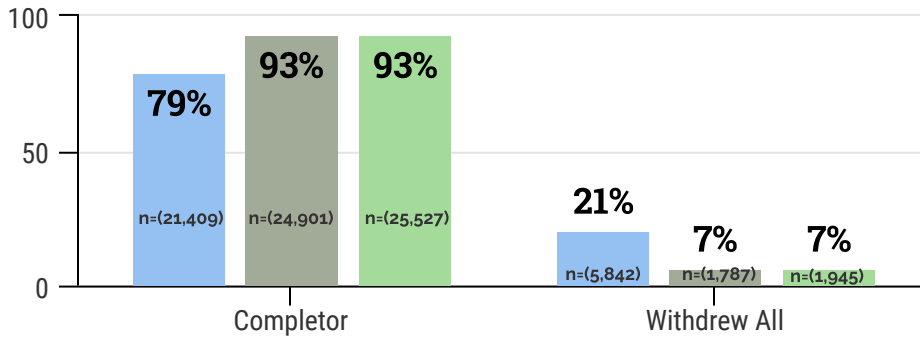


# Spring 2020 Enrollment-Who Withdrew

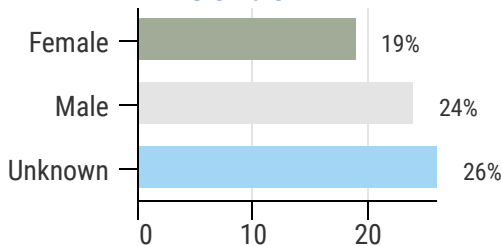


The percentage of students who ended the spring 2020 term without earning a single unit was 14% higher than the last two spring semesters. 21% of spring 2020 students ended the term without earning units. In 2019 and 2018 there were only 7% who did so.

● Spring 2020 ● Spring 2019 ● Spring 2018

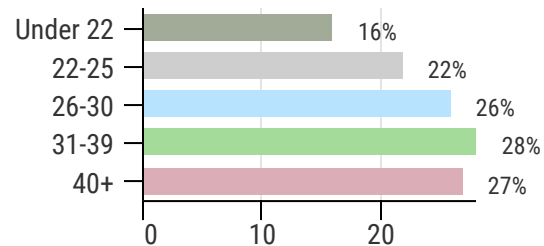
## Demographics of Students who Withdrew from All Classes

### Gender



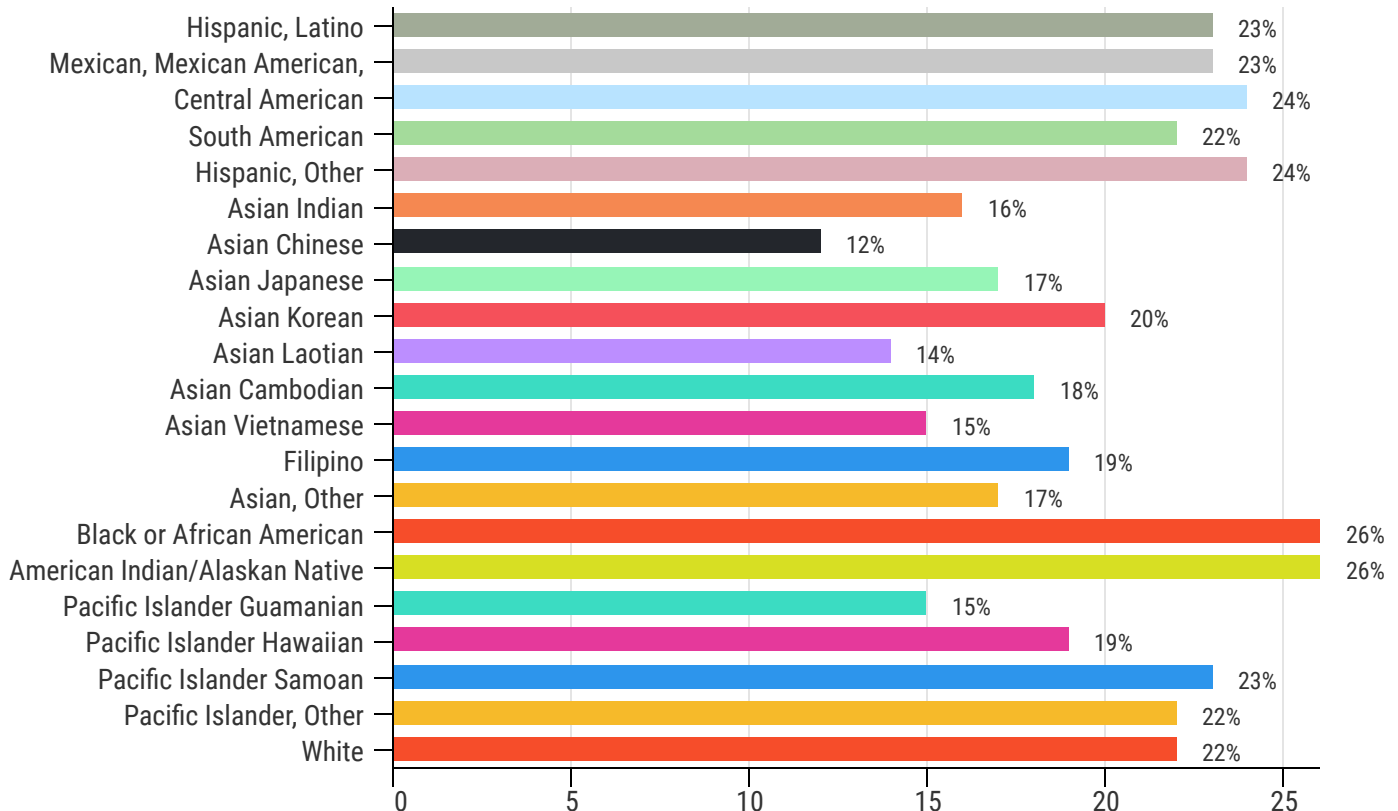
26% of the students whose gender was unknown or unstated withdrew from all spring 2020 units. This was true for 24% of male and 19% of female students.

### Age



A greater percentage of older students withdrew from all of their classes than the younger students.

### Race/Ethnicity



Students who identified as Black or African American and those who identified as American Indian/Alaskan Native had the highest complete withdrawal rates at 26%. Asian Chinese students saw the lowest rates at 12%.

# Spring 2020 Student Enrollment

## Percentage of Students Who Withdrew From All Classes

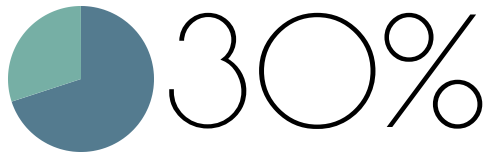
### 1st Generation College Students



### Receiving Need Based Aid



### Foster Youth



### Students with Disabilities



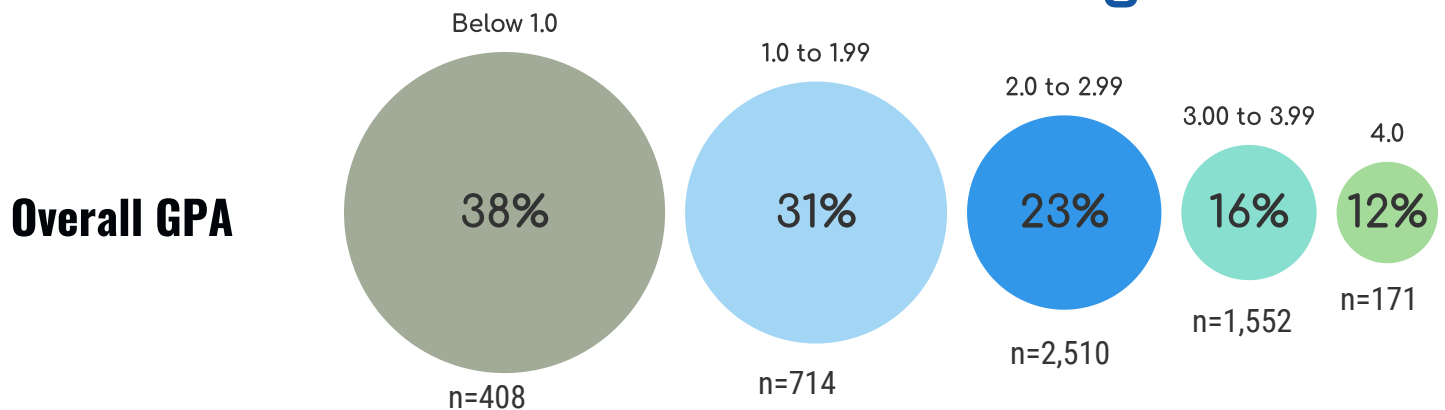
### Military Veterans



### AB540 Students (Dreamers)

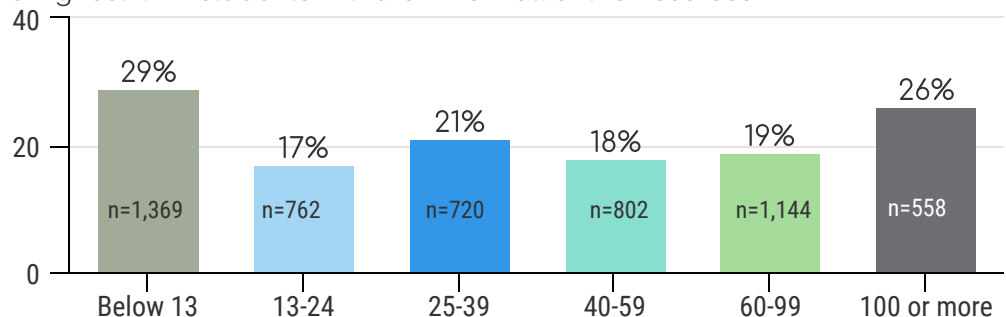


## Prior Academic Standing



38% of the students who began the term with less than an overall GPA of 1.0 withdrew from all of their classes. Only 12% of the highest GPA students withdrew from all of their courses.

### Overall Units



The students who began the term with least number of units and the most units earned overall had the highest rates of withdrawing from all of their classes.