



EOPS/CARE/NEXTUP ADVISORY BOARD MEETING

November 4, 2024



VISION-ALIGNED REPORTING: WHAT IS IT?

The California Community Colleges Chancellor's Office has developed a new program reporting process designed to transform data collection and strengthen equitable student outcomes.

Goal:

- Ensure institutions have the data they need to understand their impact, make adjustments and continually strive to support student success.

Objectives:

- Maximize colleges' time and resources
- Provide colleges with tools to evaluate, learn and evolve to better support student success
- Empower decision-makers to interpret and act on data from our institutions



WHAT ARE WE REPORTING ON?

Number of students served




Vision Goals



Number of Economically Disadvantaged Students




Cost of Activity



Number of Black / African American & Hispanic Students Served



High Level Activities



Sample reporting of a high-level activity:

Counseling - Academic (1st contact)

Number of students served

1,254



Total Cost of Activity

\$303,513



Number of Economically Disadvantaged Students

1,254



Primary Goals

- Completion



Number of Black & Hispanic Students



Secondary Goal

- Transfer/Baccalaureate Attainment
- Units to Completion



23-24 EOPS AT A GLANCE...

1,526

Students Served

9,223





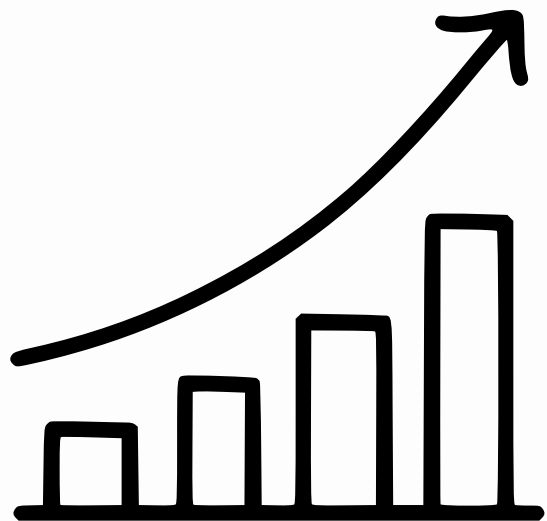
Number of Counseling Apts.

88%

Retention Rate

2.93

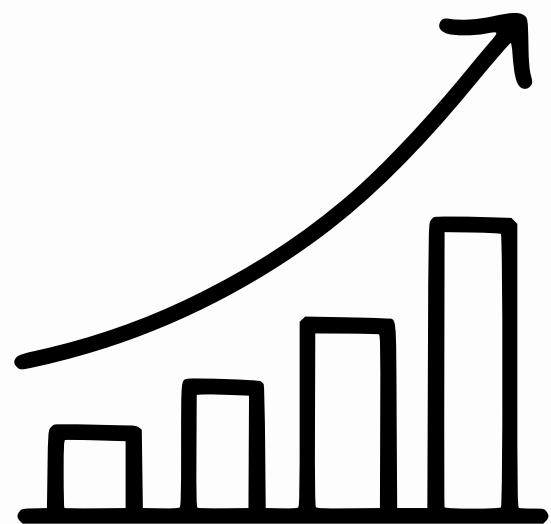
Average Cum. G.P.A.



23-24 CARE AT A GLANCE...


102

Students Served




10

Average Enrolled Units





83%

Retention Rate from Spring
2024 to Fall 2024



2.7

Average G.P.A.




Sample reporting of a high-level activity:

New Students - Orientation

Continuing Students - Refresher

Onboarding, Orientation, Retention Activities for Current Students


Number of students served
105 attended
• 88 qualified (84%)
◦ 33 new (37%)
◦ 55 continuing (63%)



Total Cost of Activity
TBD



Number of Economically Disadvantaged Students
105




Primary Goals
• Onboarding/Orientation



Number of Black & Hispanic Students
13% African American
70% Hispanic



Secondary Goal
• Retention





CARE FALL EVENTS

September

- CARE Fall Welcome - Transfer
- **Building Bridges - Teenage Support**
- CARE PARENTING CIRCLE - Locus of Control
- **Academic Education - Probation Status**
- Live Your Dream Award Information Session

October

- Harriet Buai Family Law - Family Law Problems
- CARE PARENTING CIRCLE - Dependence Types
- Family Fall Festival
- Harriet Buai Family Law - Domestic Violence & Custody


November

- Harriet Buai Family Law - Custody & Visitation
- **Preventing Teen Violence - Project Sister Family Services**
- Dreamcatcher Creator - First Peoples Center
- CARE Parenting Circle - Mindfulness

December

- **Owning your Identity**
- **Fall End of Semester De-Stress**
- **Adopt a Family**

FALL FAMILY FESTIVAL



CARE PARENTING CIRCLE



TANGIBLE TAKE-AWAYS



PARENTING CIRCLE

CARE Students, join us as we gather in community in a monthly session that helps us learn and grow together. Each session will include an intentional topic for **growth** and end with an open dialog session for **student lead conversation**.

✓ September 19th


Locus of Control - Learn about how we see ourselves and where our power lies.

✓ October 17th

Dependence Types - Learn about types of dependencies and how it relates to growth and transitions.

✓ November 21st

Mindfulness - Take time for yourself to practice mindfulness with Counselor & Mindfulness, Meditation and Breathwork Guide, Andrea Torres.



CARE PARENTING CIRCLE

CARE STUDENTS REFLECT ON THEIR PARENTING CIRCLE EXPERIENCE



“I have a better understanding of parenting on things we can help each other grow and communicate with one another”.



“I love the parent circle it makes me feel confident”



“I learned about internal and external locus control and how I have the ability to empower myself and look inward for solutions”.



“I learned how to help and improve my daughter's and my mental peace. ”

23-24 NEXTUP AT A GLANCE...


220

Students Served




9.5

Average Enrolled Units





76%

Retention Rate from Spring
2024 to Fall 2024



2.1

Average G.P.A.




Sample reporting of a high-level activity:


Counseling, Life Skills, Direct Aid to Students, Onboarding, Orientation, Retention Activities for Current Students




Number of students served
165



Number of Economically Disadvantaged Students
165



Number of Black & Hispanic Students



Total Cost of Activity
\$22,250
(1st counseling appt)



Primary Goals


- Onboarding/Orientation
- Completion



Secondary Goal

- Life Skills





NEXTUP FALL EVENTS & SERVICES

Life Skills Workshops


The Apartment Renting Process, Car Buying 101, Smart Money Moves



Outings and Tours

Cal Poly Pomona, CSU Fullerton, Foster Love, Blueprint for Success Conference

Educational Grants

Over \$400,000 awarded to students this semester





THANK YOU



909-274-4500



eops@mtsac.edu



www.mtsac.edu/eops

