



2018-2019 EOPS/CARE Report

2017-2018 Program Highlights

- The EOPS program served 1,382 students during the 2017-2018 academic year.
- The EOPS Counselors conducted a total of 4,646 individual appointments during the 2017-2018 academic year. In addition there were a total of 1,714 drop in appointments.
- 161 EOPS/CARE students earned their certificate, degree, and/or transferred for 2017-18. Of these students, 128 participated in the annual EOPS/CARE/CalWORKs End of Year Recognition Ceremony, the highest number for both educational goal completion and ceremony participants.
- EOPS students whom completed three counseling contacts demonstrated course success rate of 78% compared to 61% of a comparison group for fall 2017. The retention rates, which used the same factors to measure outcomes, were 91% for EOPS and 84% for non-EOPS students.
- 149 EOPS students attended EOPS tutoring. The overall success rate of students attending EOPS/CARE/CalWORKs tutoring was 86%.

EOPS Student Population

The chart below highlights **EOPS Student Population Growth/Change by Year** over the last seven years. In the chart, EOPS student population growth is expressed by the number (#) of students and the percentage (%-age) change (per year).

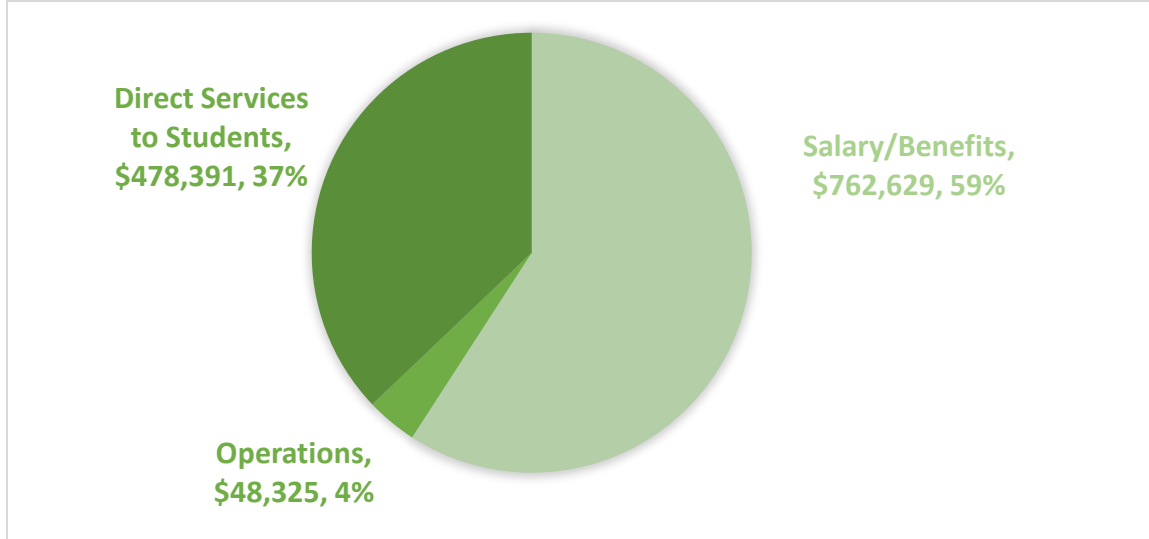
Mt. SAC EOPS Student Population Growth/Change by Year		
Year	# of Students	%-age change from prior year
2011-12	825	-5.3 %
2012-13	842	+ 2.1%
2013-14	900	+ 6.9%
2014-15	933	+3.7 %
2015-16	1116	+ 19.6%
2016-17	1094	-1.98 %
2017-18	1381	+20.73 %

(Source: California Community Colleges Chancellors Office DataMart:
http://datamart.cccco.edu/Services/EOPS_CARE_Status.aspx).

Target number of EOPS students to be served for 2018 – 19 = 1,500 students

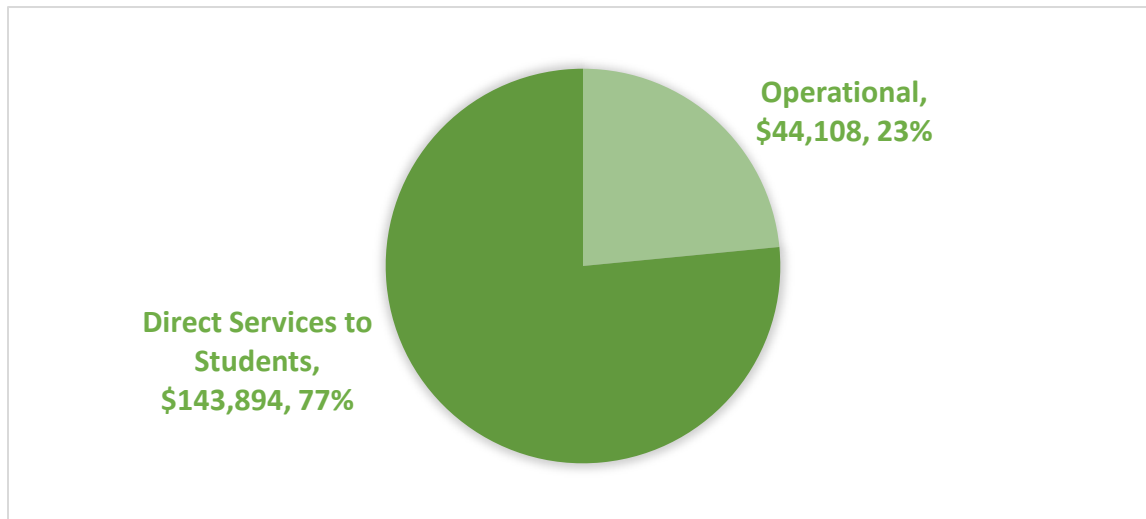
2018-2019 EOPS/CARE Budget Report

2018-2019 EOPS State Allocation = \$ 1,226,510



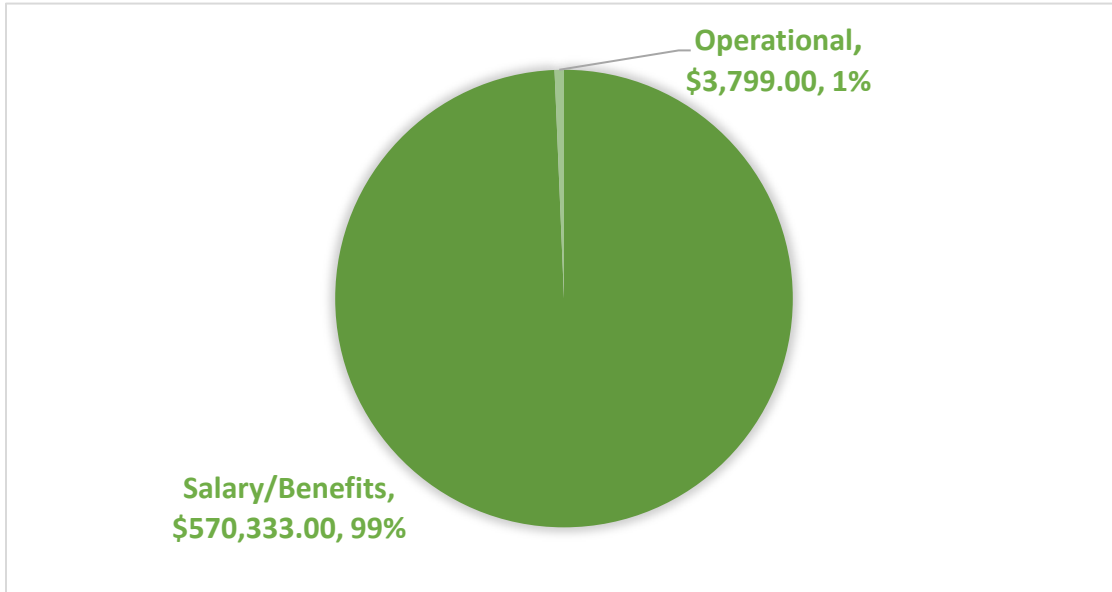
Direct Services to Students Includes: Book Vouchers = \$300,000 Grants = \$178,391

2018-2019 CARE State Allocation = \$ 188,002



Direct Services to Students Includes: CARE Grants = \$133,894 Supplies = \$10,000

2018-2019 District Funds = \$ 574,132



Other Support – SSSP & Student Equity = \$ 321,476

