



# The State of Transfer: November 2024

**Josh Loudon | Director, Transfer and Completion Center**

# Current Transfer Outlook

## Example of the admission shift to transfer from CSUF - #1 CSU Transfer Destination

Student Category: 
 Admission Term: 
 College: 
 Impaction Location:

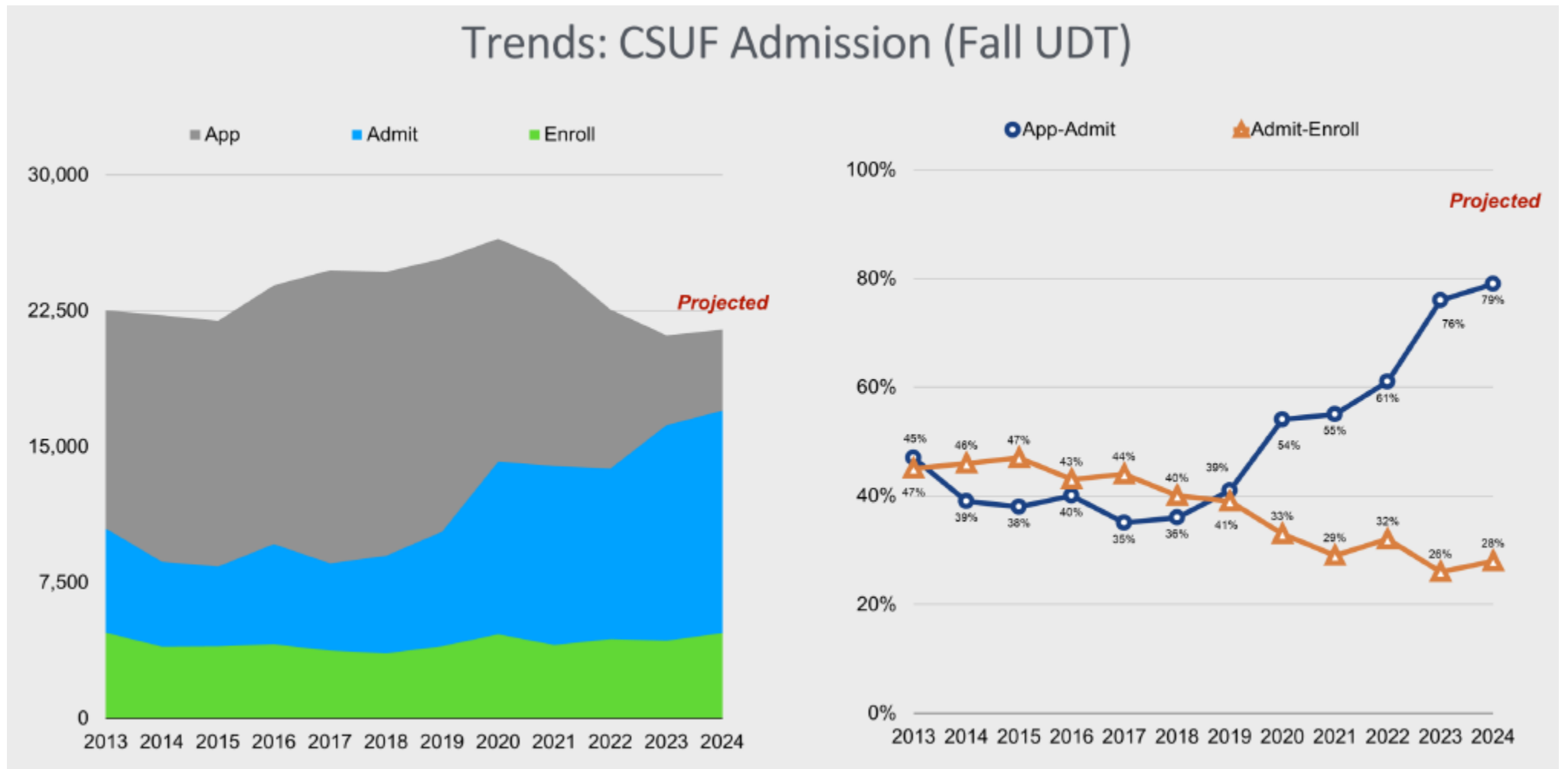
Admission Term	Applied	Admitted	% Admitted	Accepted	Enrolled	CSU-Eligible Denied	Denied, not CSU Eligible	Total Denied	No Decision (app. incomplete or withdraw..)
Spring 15	2,408	899	37.3%	N/A	525	623	323	946	563
Fall 15	14,405	3,219	22.3%	N/A	1,017	7,012	611	7,623	3,563
Spring 16	2,776	1,881	67.8%	N/A	1,023	118	345	463	432
Fall 16	16,205	3,908	24.1%	N/A	1,014	7,317	619	7,936	4,361
Spring 17	3,306	1,610	48.7%	N/A	888	719	347	1,066	630
Fall 17	16,966	3,413	20.1%	N/A	938	7,406	957	8,363	5,190
Spring 18	3,561	1,417	39.8%	N/A	793	1,048	614	1,662	482
Fall 18	16,842	3,686	21.9%	1,086	919	8,298	678	8,976	4,180
Spring 19	3,555	2,344	65.9%	1,450	1,256	399	591	990	221
Fall 19	17,704	4,500	25.4%	1,300	1,077	8,505	1,019	9,524	3,680
Spring 20	3,942	2,214	56.2%	1,237	1,090	577	731	1,308	420
Fall 20	18,331	8,210	44.8%	2,246	1,823	8,698	1,076	9,774	347
Spring 21	3,996	1,623	40.6%	836	742	875	684	1,559	814
Fall 21	17,663	9,020	51.1%	2,196	1,904	5,117	994	6,111	2,532
Spring 22	3,710	2,273	61.3%	1,090	878	493	620	1,113	324
Fall 22	15,705	8,552	54.5%	2,180	1,892	5,406	1,399	6,805	348
Spring 23	3,587	1,991	55.5%	857	691	355	1,013	1,368	228
Fall 23	14,812	10,736	72.5%	2,296	2,051	2,472	1,517	3,989	87
Spring 24	3,503	1,900	54.2%	729	626	625	971	1,596	7
Fall 24	15,372	11,423	74.3%	2,609	2,334	1,686	1,554	3,240	709

<https://www.auditor.ca.gov/wp-content/uploads/2024/09/2023-123-Report-WP.pdf>

<https://public.tableau.com/app/profile/fullerton.iras/viz/AppsAdmitsEnrolls/Dashboard1>

# Current Transfer Outlook

*Example of the admit shift to transfer from CSUF - #1 CSU Transfer Destination for CCCs*



<https://www.auditor.ca.gov/wp-content/uploads/2024/09/2023-123-Report-WP.pdf>

<https://public.tableau.com/app/profile/fullerton.iras/viz/AppsAdmitsEnrolls/Dashboard1>

# CSU by the Numbers

Institution	Applied	Admitted	Enrolled
<b>***Mt. San Antonio College, Walnut***</b>	<b>2,218</b>	<b>1,962</b>	<b>1,284</b>
De Anza Community College, Cupertino	2,024	1,818	978
Pasadena City College, Pasadena	1,941	1,694	1,003
Santa Monica College, Santa Monica	1,881	1,635	827
El Camino College, Torrance	1,790	1,599	980
Long Beach City College, Long Beach	1,752	1,530	1,005
Orange Coast College, Costa Mesa	1,629	1,449	876
Los Angeles Pierce College, Woodland Hills	1,552	1,310	810
Fullerton College, Fullerton	1,509	1,375	906
College of the Canyons, Santa Clarita	1,419	1,219	750

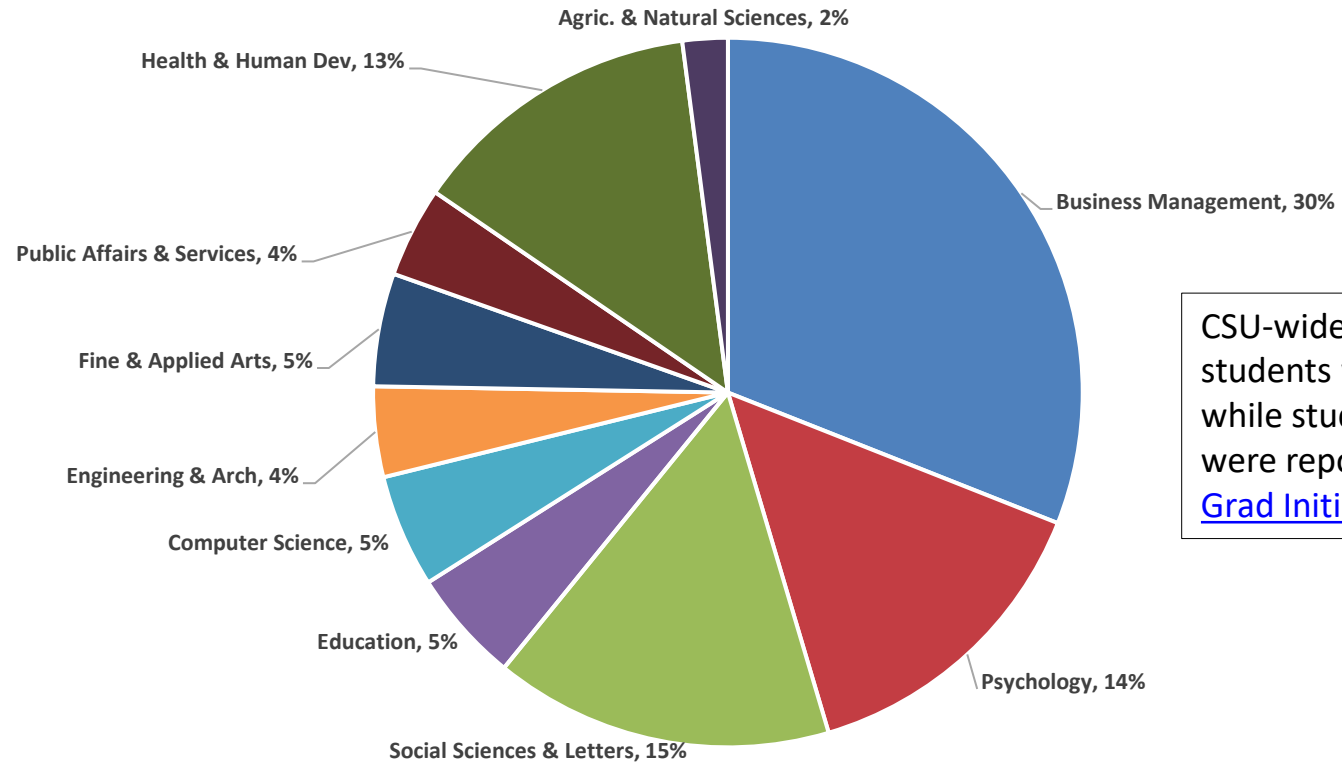
<b>89%</b>	<b>65%</b>	<b>3.2</b>	<b>82%</b>	<b>41%</b>
Acceptance Rate	Yield Rate	Average GPA	Full-Time	Complete 30 units in 1 <sup>st</sup> Year

<https://partners.dashboards.calstate.edu/cc/details?id=195475>

[https://tableau.calstate.edu/views/Application\\_withsystemwide/AppAdmitEnroll?iframeSizedToWindow=true&%3Aembed=y&%3AshowAppBanner=false&%3Adisplay\\_count=no&%3Arender=true&%3AshowVizHome=no&%3Aorigin=viz\\_share\\_link](https://tableau.calstate.edu/views/Application_withsystemwide/AppAdmitEnroll?iframeSizedToWindow=true&%3Aembed=y&%3AshowAppBanner=false&%3Adisplay_count=no&%3Arender=true&%3AshowVizHome=no&%3Aorigin=viz_share_link)

# CSU by the Numbers

Top 10 Disciplines for Mt. SAC Transfers at the CSU, 2023



CSU-wide 2-year Grad Rate for ADT students was last reported at 46%, while students entering without ADT were reported at 36%.  
[Grad Initiative 2025 Data](#)

33% ADT transfer    19% ADT not on pathway    10% With AA/AS    38% Transfer with no degree

# CSU Transfer by Ethnicity

Ethnicity	Applied		Admitted		ENROLLED	
	%	Count	%	Count	%	Count
<b>Latinx/Hispanic</b>	60%	1,325	60%	1,183	<b>63%</b>	<b>805</b>
<b>Asian</b>	22%	485	22%	432	19%	251
<b>White</b>	8%	191	9%	168	9%	113
<b>Race &amp; Ethnicity Unknown</b>	3%	66	3%	53	3%	34
<b>Two or More Races</b>	3%	65	3%	53	3%	39
<b>Black or African American</b>	3%	56	2%	46	2%	20
<b>International Student</b>	1%	25	1%	22	1%	19
<b>Native Hawaiian/Other Pacific Islander</b>	0%	<10	0%	<10	0%	<10
<b>American Indian/Alaska Native</b>	0%	<10	0%	<10	0%	<10

# UC by the Numbers

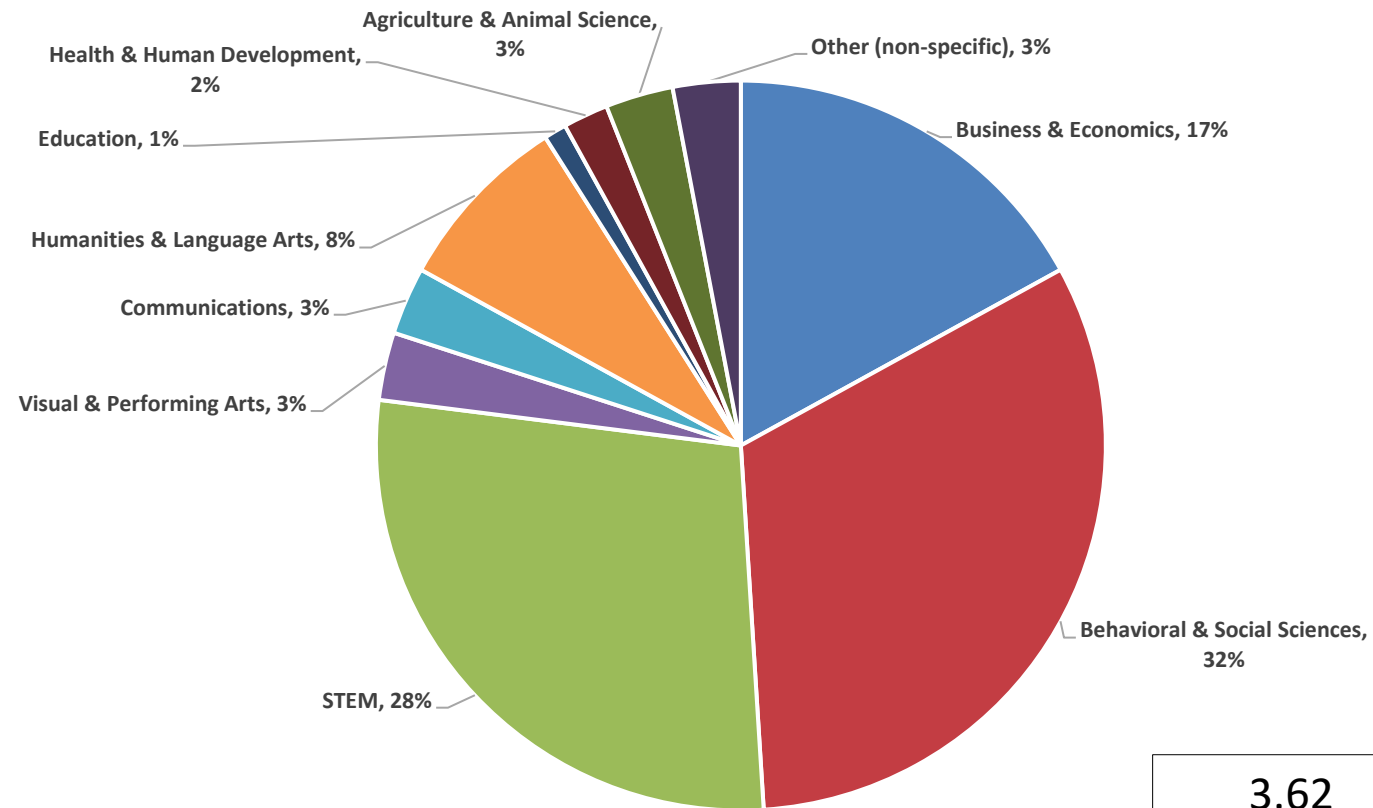
Institution	Applied	Admitted	ENROLLED
Santa Monica College, Santa Monica	2,053	1,548	1,108
De Anza College, Cupertino	1,546	1,264	946
Diablo Valley College, Concord	1,374	1,136	926
Pasadena City College, Pasadena	1,311	1,015	744
Santa Barbara City College, Santa Barbara	1,190	950	723
Irvine Valley College, Irvine	1,150	904	712
<b>***Mt. San Antonio College, Walnut***</b>	<b>912</b>	<b>678</b>	<b>498</b>
Orange Coast College, Costa Mesa	808	584	435
El Camino College, Torrance	787	621	434
Saddleback College, Mission Viejo	779	542	387

<b>912</b>	<b>678</b>	<b>498</b>	<b>74%</b>	<b>73%</b>
Application	Admitted	Enrollment	Acceptance Rate	Yield Rate

<https://www.universityofcalifornia.edu/about-us/information-center/admissions-source-school>  
 Community college students far from a four-year university are less likely to transfer, study says | EdSource

# UC by the Numbers

Top Disciplines for Mt. SAC Transfers at the UC, 2023



3.62  
Average GPA



# UC Transfer by Ethnicity

Ethnicity	Applied		Admitted		ENROLLED	
Asian	47%	432	50%	343	55%	276
Latinx/Hispanic	34%	313	32%	215	27%	136
International	10%	59	12%	49	8%	39
White	6%	57	5%	34	5%	23
African American or Black	4%	36	4%	24	3%	15

*Note: Schools with fewer than five applicants are not shown. Apps fewer than 5 and admits and enrollees fewer than 3 are not shown. Counts by ethnicity may be masked to protect student privacy. \*Fall data only. The percentages are derived by the total of applied, admitted, and enrolled to the UC system and divided by the ethnic group. Percentages are rounded the nearest whole number.*

<https://www.universityofcalifornia.edu/about-us/information-center/admissions-source-school>

# Where are Mt. SAC Students Transferring?

## Top CSU and UC Transfer Destinations for Mt. SAC Students



	California State University	Enrolled	% of CSU Transfers
1.	Pomona	591	46%
2.	Fullerton	323	25%
3.	Los Angeles	108	8%
4.	Long Beach	78	6%
5.	San Bernardino	60	5%
6.	Dominguez Hills	29	2%
7.	Northridge	25	2%
8.	San Diego	19	1%
9.	Chico	12	1%
10-23.	<i>All other Cal States had fewer than 10 enrollees from Mt. SAC, so CSU data was not available</i>	<10	4%

	University of California	Enrolled	% of UC Transfers
1.	Los Angeles	111	22%
2.	Irvine	101	20%
3.	Riverside	76	15%
4.	Berkeley	73	15%
5.	San Diego	70	14%
6.	Santa Barbara	29	6%
7.	Davis	25	5%
8.	Santa Cruz	8	2%
9.	Merced	5	1%

# In-State Private Institutions – Transfer Numbers

## Mt. SAC Transfers to In-State-Private (ISP)

Academic Year	Transfers
2022-2023	212
2021-2022	241
2020-2021	233
2019-2020	252
2018-2019	291
2017-2018	283
2016-2017	276
2015-2016	310
2014-2015	423
2013-2014	325

# In-State Private Institutions – Transfer Destinations

## Mt. SAC Transfers to In-State-Private

In-State Private (ISP)	Enrolled	% of ISP Transfers
1. West Coast University – Ontario	42	20%
2. University of La Verne	23	11%
3. Azusa Pacific University	19	9%
4. West Coast University – OC	19	9%
5. Los Angeles Pacific Univ.	17	8%
6. Cal Baptist University	16	7%
7. National University	15	7%
8. USC	9	4%
9. Ashford University	7	3%
10. Mount Saint Mary's Univ.	4	2%

41 institutions total

# Out-of-State Institutions – Transfer Numbers

## Mt. SAC Transfers to Out-of-State (OOS)

Academic Year	Enrolled
2022-2023	359
2021-2022	310
2020-2021	345
2019-2020	365
2018-2019	330
2017-2018	298
2016-2017	352
2015-2016	340
2014-2015	376
2013-2014	400

# Out-of-State Institutions – Transfer Destinations

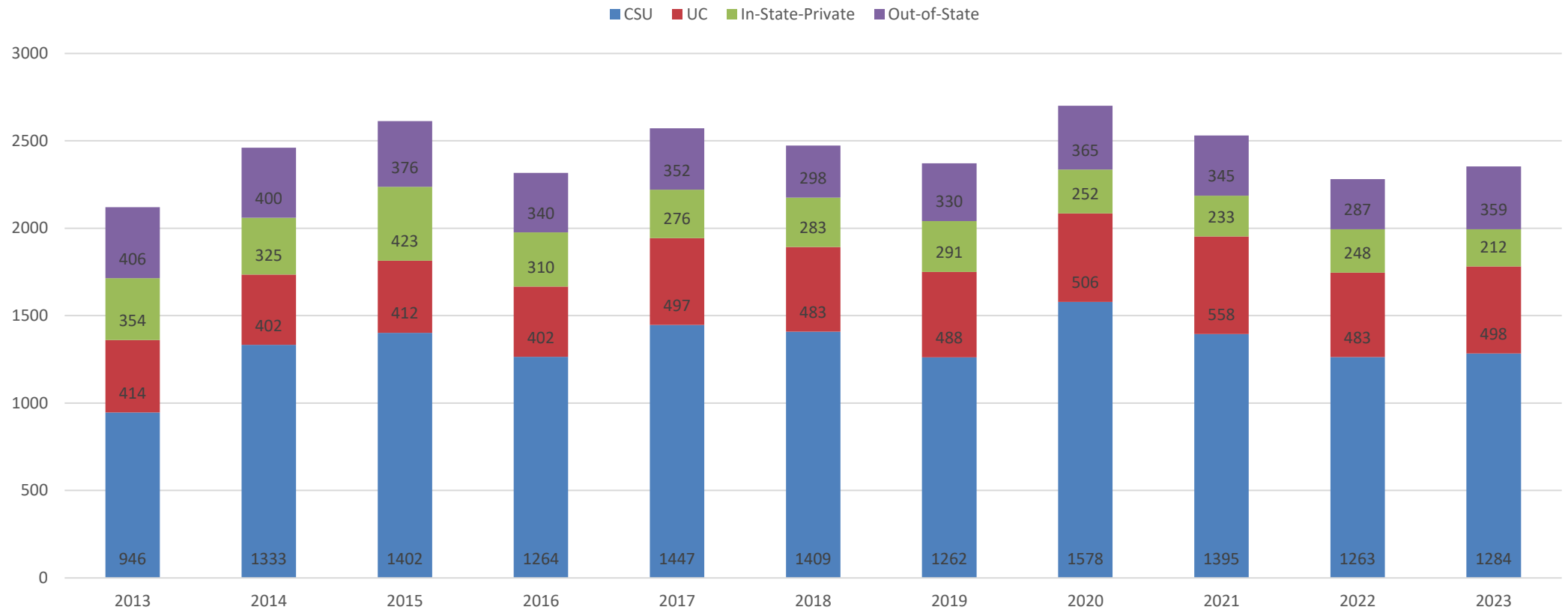
## Mt. SAC Transfers to Out-of-State

OOS Institution	Transfers	% of OOS Transfers
Western Governor's Univ.	39	11%
South. New Hampshire U.	32	9%
Arizona State Univ. Campus Immersion	29	8%
Grand Canyon University	24	7%
University of Phoenix-Ariz	20	6%
University of Maryland Global Campus	12	3%
American Fork University	10	3%
Capella University	10	3%
Devry University - Illinois	9	3%
Purdue University Global	9	3%

125 institutions total

# Overall Transfer to 4-Year Colleges and Universities

Mt. SAC Overall Transfer to 4-Year Colleges and Universities



**2,353** total transfers from Mt. SAC

# Mt. SAC Transfer Highlights

- Mt. SAC consistently ranks among the top 5 transfer community colleges in the State of California. For Fall 2023 transfer admissions and enrollment rankings:
  - 1st in the state for transfers to the California State University system (CSU) for the 2<sup>nd</sup> year
  - 7<sup>th</sup> in the state for transfers to the University of California (UC).
  - 3<sup>rd</sup> in the state for transfers overall to CSU and UC.
- 63% of transfers to the CSU are Hispanic/Latinx students, an increase of 8% from 2019-2020.
- 1<sup>st</sup> in number of Hispanic/Latinx students transferring to CSU.
- Mt. SAC was named 2023 Champion of Higher Education for Excellence in Transfer by The Campaign for College Opportunity for leading in number of students transferring with ADTs.



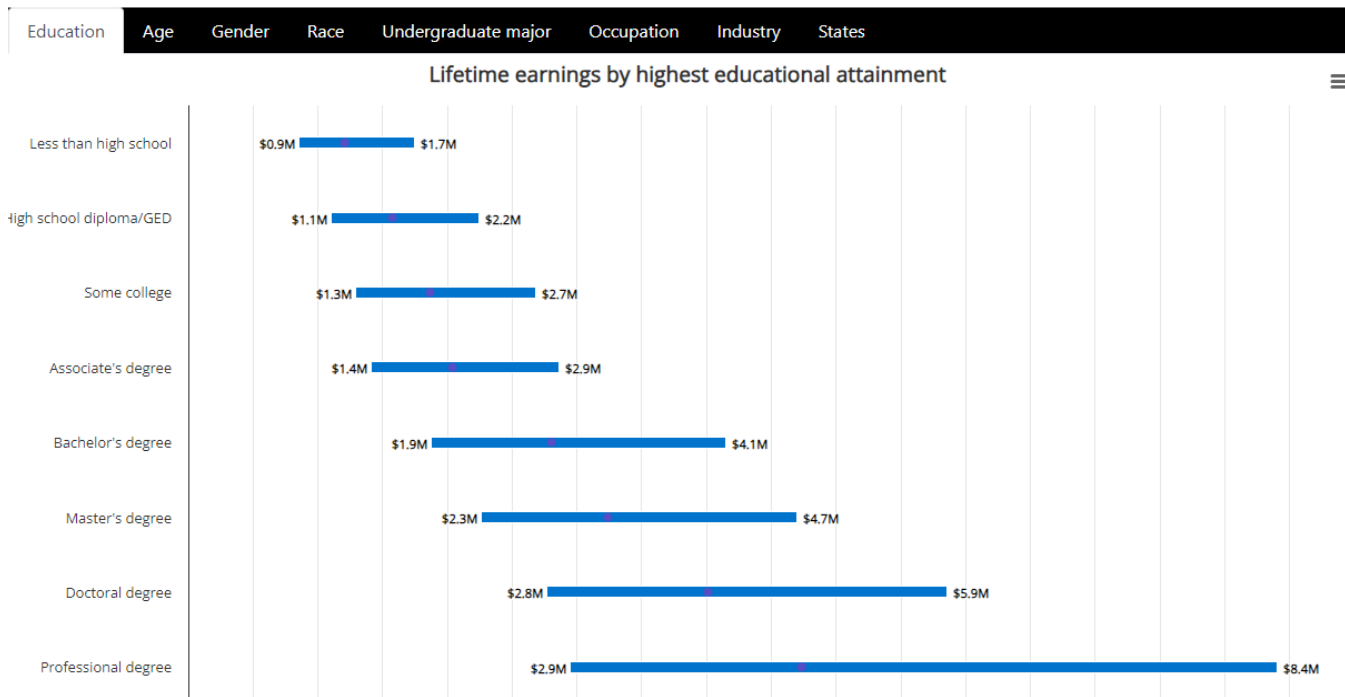


# Why Transfer Matters

- **Upward socioeconomic mobility**

“...workers with an associate’s degree earn \$2 million. Bachelor’s degree holders earn a median of \$2.8 million during their career, 75% more than if they had only a high school diploma.” Center on Education and the Workforce (2021).

“Our cost-benefit analysis finds that on average a college degree offers better returns than the stock market.” (Zhang et al., 2024 p. 602)



<https://cew.georgetown.edu/cew-reports/collegepayoff2021/#data>

Zhang, L., Liu, X., & Hu, Y. (2024). Degrees of Return: Estimating Internal Rates of Return for College Majors Using Quantile Regression. *American Educational Research Journal*, 61(3), 577-609. <https://doi.org/10.3102/00028312241231512>



# Why Transfer & Completion Matters

- Student Centered Funding Formula

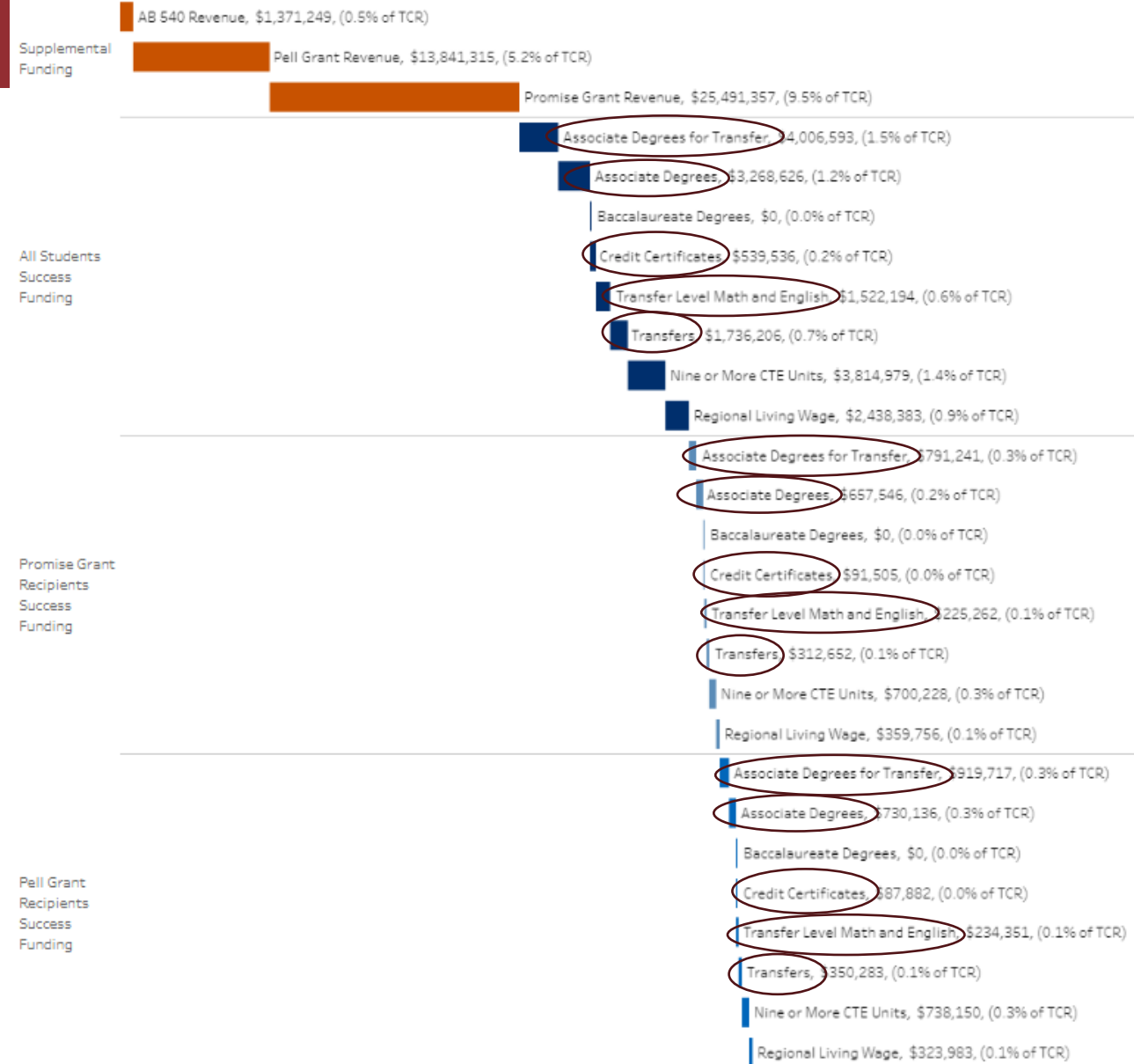


Base  
\$202,500,394  
75.8%

Supplemental  
\$40,703,921  
15.2%

Success  
\$23,849,209  
8.9%

## Breakdown of Supplemental and Success Funding



# Transfer Legislation – AB 928 (2021) ADTs & Cal-GETC

- Assembly Bill (AB) 928, the Student Transfer Achievement Reform Act, to streamline the process by which California community college students may transfer to a four-year university.
  - There are two important provisions (with allocated funding):
  - First, AB 928 requires community colleges to place new transfer-intending students on an ADT pathway beginning in the Fall of 2024. Includes expectations for all these students to have a Student Education Plan (SEP).
  - Second, establish a single lower-division general education transfer pathway of no more than 34 units (Cal-GETC) and embed it in all ADT templates.
- \*Cal States and UCs are adjusting their GE Patterns to align with Cal-GETC by Fall 2025.
- \*Mt. SAC local degrees are in discussion as well

# Transfer Legislation – AB 1111 (2021)

## Common Course Numbering

- Requires implementation of a student-facing common course numbering (CCN) system across the community colleges to create consistency across schools and maximize credit mobility for students.
- Mt. SAC has a cross-divisional plan to update course numbers and prefixes including in all the WebCMS applications for curriculum programming.

### First six courses:

Course	Enrollment Data (2022-23)	CalGETC Category
College Composition	300K-330K	1A
Argumentative Writing and Critical Thinking	115K-140K	1B
Public Speaking	150K-175K	1C
Introduction to Statistics	185K-225K	2
Introduction to American Government and Politics	125K-160K	4
Introduction to Psychology	145K-170K	4

# Transfer Legislation – AB 132 (2021) Dual Admissions

- The Postsecondary Education Trailer Bill (Assembly Bill 132), passed by the California State Legislature in July 2021, established Education Code 66744.2 and 66744.1, which **requests** that the University of California (UC) and the California State University (CSU) “establish a **dual admissions** program as a separate transfer pathway for first-time freshman applicants.”
- This new pathway is intended to increase access to the UC and the CSU for students, particularly those from underrepresented backgrounds and/or who are experiencing high school curriculum limitations, geographical constraints or financial challenges that can prevent an otherwise strong student from being eligible for UC or CSU freshman admission.
- The program will guarantee future UC and CSU admission to 2023 high school graduates and beyond who are entering a California community college (CCC) for the first time and who commit to transferring within three years.

# Mt. SAC Dual Admission Success



## Fall 2023 Cohort:

- 57 Mt. SAC students applied for the CSU Transfer Success Pathway (TSP). 38 are still active.
- 60% of the students chose Cal Poly Pomona as their destination CSU.
- 6 Mt. SAC students applied for the UC Dual Admissions Program (DAP).

## Initial Fall 2024 Cohort Numbers:

- 89 Mt. SAC students applied for TSP.
- 1 student signed up for DAP.

# Transfer Legislation – AB 1400 & 1291 (2023)

## HBCUs & UC ADTs

- **AB 1400** passed on September 30<sup>th</sup> and approved Cal Grant funds to be used for students transferring from a CA Community College with an ADT to an HBCU who intend to return to CA after graduation.
  - Currently, Mt. SAC ranks 3<sup>rd</sup> in the number of transfers to HBCUs between 2009-2020 following El Camino and Contra Costa College.
  - **Mt. SAC hosted the HBCU Caravan in 2023 and 2024**
- 
- **AB 1291** Passed on September 14<sup>th</sup> – By the 2026-27 academic year, UCLA must declare 8 majors for a pilot ADT program for select community colleges of their choice.
  - Mt. SAC is 6<sup>th</sup> in the number of transfer applications to UCLA and 8<sup>th</sup> in the number of admitted students.
  - Under AB 1291, by the 2028–29 academic year the University will expand the pilot program to at least 12 majors, with at least 4 of those 12 majors in the science, technology, engineering, and mathematics (STEM) fields.
  - This bill also provides for an admissions guarantee to the UC system for transfer students who meet the necessary admissions requirements and are not offered a space at a campus of their choice, rerouting those students to at least one other campus in the University of California system.



# Mt. SAC Transfer Agreements- The New Transfer Culture

## **Transfer Agreements**

- Involves an agreement on the lower-division transfer eligibility requirements, including major and GE coursework, and an agreement that there will not be additional lower-division requirements posttransfer.
- MOUs are often signed to initiate the official agreement. Department Chairs, along with the Articulation Officer, are involved as most agreements are at the department/major program level.



# Mt. SAC Transfer Agreements- The New Transfer Culture

## Local Agreements:

- Mt. Saint Mary's University (Nursing ADN – BSN)
- University of La Verne (Business, Management, Marketing, and related majors)
- Azusa Pacific University (Nursing ADN – BSN)
- Loma Linda University (Nursing ADN – BSN)

## Out-of-State Agreements:


- Southern Illinois University (Aviation Technologies – Bachelor's coursework taught at Mt. SAC)
- Grand Canyon University (Nursing ADN – BSN)
- Ohio University (Online Nursing ADN – BSN)
- Arizona State University (AA/AS – Bachelor's)



# Mt. SAC Transfer Guarantees

## General Transfer Guarantees for CCC Transfers:


- Northern Arizona University (AA/AS – Bachelor's)
- Western Oregon University (24+ CSU/UC transferable units – Bachelor's)
- University of La Verne (28+ units – Bachelor's)
- University of Hawai'i at Hilo (24+ units – Bachelor's)
- Whittier College (30+ units – Bachelor's)



# MT. SAC | CAL POLY POMONA BRIDGE TO SUCCESS PARTNERSHIP

Mt. SAC and Cal Poly Pomona have agreed that the PolyTransfer programs, admission pathway opportunities, and support partnerships would provide a valuable mechanism for increasing the number and percentage of Mt. SAC students qualifying for admission into Cal Poly Pomona.

- Foster Collaboration
- Streamline Transfer and Completion Opportunities
- Support Transfer Success Pathway
- Transfer Activities and Programs
- Data Sharing Agreement



# MT. SAC | CAL POLY POMONA BRIDGE TO SUCCESS PARTNERSHIP



Fall 2023: Meeting with Cal Poly Pomona



Spring 2024: First Partnership Meeting at Cal Poly Pomona focused on the transfer experience.



Spring-Summer 2024: Draft MOU was produced in May 2024 and went through vetting processes on both campuses.



September 11, 2024: MOU approved by the Mt. SAC Board of Trustees.



September 20, 2024: Mt. SAC Counseling and Student Services Day at Cal Poly Pomona.



# MT. SAC | CAL POLY POMONA BRIDGE TO SUCCESS PARTNERSHIP



*Our Partnership is Blooming...*



BRIDGE TO SUCCESS PARTNERSHIP

## Dean to Dean Meeting

JANUARY 21, 2025  
12:00-2:00 P.M.



CalPoly  
Pomona



MT. SAC • CAL POLY POMONA

BRIDGE TO SUCCESS PARTNERSHIP

# Signing Ceremony

January 21, 2025  
2:00-3:00 p.m.

Mt. San Antonio College

You are invited to join  
Dr. Martha Garcia, President/CEO, Mt. San Antonio College  
Dr. Soraya M. Coley, President, Cal Poly Pomona  
at our Bridge to Success Partnership Signing Ceremony

MT. SAC  
Mt. San Antonio College

CalPoly  
Pomona

*Our partnership is blooming...*


# CROSS ENROLLMENT

*free*

**ENROLLMENT**

## ONE UC OR CSU COURSE

- Community college students can enroll in 1 UC or CSU course with no additional fees, or formal admissions process, if space is available.
- Students must:
  - Pay full-time tuition at a community college.
  - Complete a form requesting to cross-enroll at the selected UC or CSU campus.
    - The form must be signed by Mt. SAC (home campus) confirming that full-time tuition was paid.



# CROSS ENROLLMENT

## Sample FORM



CalPolyPomona

Registrar's Office

## POLICIES AND PROCEDURES FOR CROSS ENROLLMENT

### Eligibility Requirements

Cross Enrollment, also known as Senate Bill 1914 (California Education Code Sections 66750 through 66756) stated undergraduate students enrolled in the California State University may enroll, without formal admission and without payment of additional State University Fees, in a maximum of one course per academic term at a campus of either of the other systems on a space available basis at the discretion of the appropriate campus authorities on both campuses. Enrollment in pre-collegiate course is excluded.

A student is qualified to cross enroll if the student has met all of the following requirements:

- Completed at least one term at the home campus as a matriculated student
- Enrolled for a minimum of six (6.0) units for the current term
- Earned a grade point average of 2.0 (grade of C) for work completed
- Paid appropriate tuition and fees at home campus for the current term
- Completed appropriate academic preparation as determined by host campus
- Is a California resident.
- **Application must be submitted to the Home Campus Registrar's Office before the first day of the requested term of enrollment**

### Enrollment Conditions

1. Approval for cross enrollment is **valid for only the one term** specified and subject to space availability, deadlines, registration procedures and priorities of host campus. You must reapply for each term you wish to cross enroll.
2. You will not be charged additional course enrollment fees. However, host campuses may charge a \$10 administration fee each term.
3. You will have to pay any additional fees required of other students (lab, materials, breakage, computer, transcript, etc.).
4. Academic advisement is available only at the home campus.
5. Students are urged to secure approval of a home campus advisor to ensure course meets home campus requirements.
6. Evidence of completion of course prerequisites may be required at time of enrollment (personal transcript copy or grade reports).
7. Financial aid is available only through your home campus. Students eligible for Veterans, Rehabilitation, Social Security and other federal, state or county benefits must secure eligibility certification through home campus. Units taken at both campuses may be combined to establish financial aid.
8. Records of credit earned through cross enrollment are maintained by the host campus. Students may request transcripts be sent to home campus.
9. Health services on host campus are limited to treatment for emergencies.
10. Because of overlapping academic calendars, cross enrollment is possible only in certain combinations.

#### Home Campus Enrollment

Fall Semester  
Spring Semester

Fall Quarter  
Winter Quarter  
Spring Quarter

#### Host Campus Enrollment

Fall Quarter/Semester  
Either Winter or Spring Quarter/Semester

Fall Quarter/Semester  
Winter Quarter or Spring Semester  
Spring Quarter or Spring Semester

11. Participation in student activities or use of the student union at the host campus is subject to limitations set by the host campus.
12. Parking on the host campus will be available on the basis of a term fee within campus parking availability or on a daily fee basis.
13. Information concerning host campus identification card policies will be provided at registration.
14. Students are subject to all administrative procedures of the host campus. **Note:** Student must process an official drop at the host campus or risk having an unsatisfactory grade recorded on permanent record.

# Current Developments to Consider

- CSULA, CSUDH, and Cal Poly Pomona (CPP) are offering lower-division transfer admissions in some programs for the first time beginning with Spring 2025 applications.
- All systems are currently preparing for the enrollment cliff of traditional HS admits after a peak in 2025. Most areas in the country are expecting a 5 - 15% drop in high school populations.



<https://www-chronicle-com.lib-proxy.fullerton.edu/article/colleges-were-already-bracing-for-an-enrollment-cliff-now-there-might-be-a-second-one>  
[https://tableau.calstate.edu/views/GraduationRatesPopulationPyramidPrototype\\_liveversion/SummaryDetails?iframeSizedToWindow=true&%3Aembed=y&%3Adisplay\\_count=no&%3AshowAppBanner=false&%3AshowVizHome=no](https://tableau.calstate.edu/views/GraduationRatesPopulationPyramidPrototype_liveversion/SummaryDetails?iframeSizedToWindow=true&%3Aembed=y&%3Adisplay_count=no&%3AshowAppBanner=false&%3AshowVizHome=no)





# Mt. SAC Transfer Challenges/Issues

- Only 27% of UC transfers are Hispanic/Latinx – an underrepresentation of Mt. SAC by 36%
- 2% of CSU transfers are Black/African American – an underrepresentation of Mt. SAC by nearly 2%
- There are ADT templates available with the Cal-GETC GE pattern that Mt. SAC does not yet offer.

# Application Deadlines

## Fall 2025 Transfer Application Timelines

Apply October 1 - December 2, 2024!

CSU: [calstate.edu/apply](https://calstate.edu/apply)

UC: [universityofcalifornia.edu/apply](https://universityofcalifornia.edu/apply)

View additional important dates,  
tasks, and resources:

### California State University (CSU)

[bit.ly/csu\\_app\\_timeline](https://bit.ly/csu_app_timeline) or scan:



### University of California (UC)

[bit.ly/uc\\_app\\_timeline](https://bit.ly/uc_app_timeline) or scan:



Student Services Center (Bldg. 9B), 2nd floor  
[transfercenter@mtsac.edu](mailto:transfercenter@mtsac.edu) (909) 274-6388  
[mtsac.edu/transfer](https://mtsac.edu/transfer)



*thank you!*

**QUESTIONS?**

