



1. Click printer icon (top right or center bottom).
2. Change "destination"/printer to "Save as PDF."
3. Click "Save."



LLC Passport Rewards

LP20. Household Chores

LP20 Household Chores

Pair # _____

STOP: Before you begin this activity, open and follow recording instructions [here](#).

Partner A: _____

Partner B: _____

Student ID: _____

Student ID: _____

Instructor: _____

Instructor: _____

Language: _____

Language: _____

Level: _____ Date: _____

Level: _____ Date: _____

Section I: Vocabulary Mastery

Instructions: Write the translation of the following words and phrases into the language you are studying. Write the translation in the space provided to the left of the images. Try to use your book and your partner before using other materials. Then translate the entire paragraph. Write your translation on the next page.

(1) _____ is

boring. So, I just toss

(2) _____.

My mom (3) _____


the meals (4) _____,

and my sister cleans up afterwards. She

(5) _____, and puts

food away in the (6)

_____.



Revised on 3/27/2020





It's (7) _____ my

chore to

(8) _____ and (9)

_____.

(10) _____,

we have to clean the house. My older

brother only

(11) _____. At the

same time, I

(12) _____. I can't

complain because my sister



(13) _____,

(14) _____, and

(15) _____. Next

time, I want my brother's

(16) _____.





Section IB: Vocabulary Mastery

Instructions: Write out your translation of the paragraph here.





Section 2: Vocabulary Madlibs: A Silly Story

*Instructions: Now that you have translated the words and phrases in the correct order for the paragraph in Section 1A, you are going to mix it up. Take turns with your partner to create new sentences. **The new sentences do not have to make sense.** Have fun with it! For example, partner A would ask partner B to use phrase #14 in space #1. Then partner B would ask partner A to use phrase #16 in space #6. Continue back and forth for all 16 spaces. **Try to fill verb spaces with verbs, noun spaces with nouns, and so on so the grammar is logical, even if the meaning is silly.** Write your final version of the paragraph below.*

Explanation: Your brain works hard to make sense of language. Therefore, by creating non-sensical or unusual sentences, your brain will work extra hard to remember the related vocabulary.





Section 3: Question and Answer

Instructions: Take turns answering these questions in the language you are studying. Upper levels should translate the questions into the language you are studying as well as the answers. Practice asking and answering.

1. What chores do you do around your house?

2. What housework should you do every week?

3. What are some outdoor chores some people do?

4. Which chore do you like the most?

5. Which chore is your least favorite?



**Section 4: Creating a Dialogue**

Instructions: Create a brief dialogue with your partner about the household chores you normally do and which ones you don't do. If possible, explain why you do some activities and why you don't do others. You can also explain why some are your favorites. Include where you do them and how often. Your conversation should be 2-4 minutes long. Write your conversation here. Make notes on the next page if you need more space. You will record this dialogue in the next section. Ask for help when necessary.

Speaker 1:

Speaker 2:

Speaker 1:

Speaker 2:

Speaker 1:

Speaker 2:

Speaker 1:

Speaker 2:

Speaker 1:

Speaker 2:

Speaker 1:

Speaker 2:

Speaker 1:

Speaker 2:





LLC Passport Rewards

LP20. Household Chores

Use this space if needed for additional lines of dialogue.

