



1. Click printer icon (top right or center bottom).
2. Change "destination"/printer to "Save as PDF."
3. Click "Save."



LLSL03. Visiting a Doctor

Student Name: _____ Student ID Number: _____

Instructor: _____ Level: _____ Date: _____

For media links in this activity, visit [the LLC ESL Tutoring website for Low Level SDLAs](#). Find your SDLA number to see all the resources to finish your SDLA.

Section 1: Introduction

When was the last time you visited a doctor? Do you go to the doctor often? When you visit a doctor, it can be hard to explain how you feel. You know how your body feels, but the wrong words can change how the doctor understands your illness. It can also change the medicine or treatment a doctor gives you. This SDLA will help you learn important words for talking to a doctor.

Look at the picture below. This is a picture of a waiting room at a doctor's office. Think about these questions: **What do think is wrong with these people? What will they tell the doctor?**





Section 2: Vocabulary Matching

These are some useful words for your doctor's visit. Use the www.learnersdictionary.com to study these words. Listen to the pronunciation.

antibiotics (n)
bandage (n)
sore throat (n)
flu (n)
allergy (n)

broken + (body part) (adj / n)
sneeze / sneezing (n / v)
swollen (adj)/swelling (v)
bruising (n)
rash (n)

runny nose (n)
cough (n / v)
prescription (n)
stomachache (n)
crutches (n)

headache (n)
nauseous (adj)
cast (n)
itchy (adj)
vomit / vomiting (n / v)

Now, write the correct word(s) under the picture it describes. The first one has been done for you.



1. antibiotics



2. _____



3. _____



4. _____



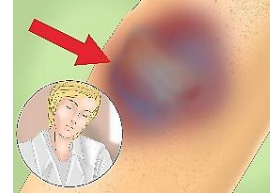
5. _____



6. _____



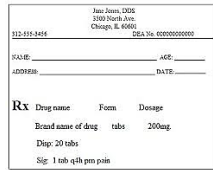
7. _____



8. _____



9. _____



10. _____



11. _____



12. _____



13. _____



14. _____



15. _____



16. _____



17. _____



18. _____



19. _____



20. _____





Section 3: Vocabulary Practice

Write a sentence for each picture. Use words you learned in Section 2. Note that some words can be used with **is/are** and some with **has/have**.




He is itchy. Or He is itching.






She has a bruise.



















Section 4: Illnesses and Symptoms

When you meet the Doctor, they want to know your symptoms. Match the **illness** to the **symptoms**. There is more than one symptom for each illness. Some symptoms can be used more than once. Check your answers at the end of this SDLA.

Illnesses: a sickness or condition of being unhealthy

- 1. broken bone _____
- 2. stomachache _____
- 3. allergy _____
- 4. flu _____

Symptoms: a change in your body from an illness

- a) rash
- b) itchy eyes
- c) swollen body part
- d) sneezing
- e) bruising
- f) vomiting
- g) nauseous
- h) sore throat
- i) headache
- j) coughing
- k) runny nose

Section 5: Treatments

Once you tell the Doctor your symptoms, she will prescribe treatments for your illness. Study the following treatments at www.learnersdictionary.com.

pills bandage antibiotics prescription crutches cast fluids

Complete the sentences using the words in parenthesis.

- 1. (antibiotics, prescription, flu)

The Doctor gave me a _____ for _____ because I have the _____.

- 2. (crutches, cast, leg)

The Doctor put a _____ on my _____. And gave me _____.





3. (fluids, allergy pills)

The Doctor told me to drink lots of _____ and take my _____ twice a day.

4. (bandage, crutches)

The Doctor wrapped a _____ around my swollen ankle. And gave me _____ to walk with.

Section 6: Conversation Practice

Complete the conversation below. Choose one illness from Section 4. Two or three symptoms. One or two treatments. Then practice saying it out loud.

At the Doctor's Office

Doctor: What seems to be the problem?

Patient: Well, I have _____, _____, and _____.

Doctor: How long have you had these symptoms?

Patient: About _____.

Doctor: Hmm. Sounds like you've got _____. We will treat you with _____ and _____.



Section 7: What Did I Learn?

Complete this table BEFORE meeting with a tutor.

Communication Skill	I can't do this yet. 	I can do this with help. 	I can do this without help. 	I can teach this to a classmate. 
I can talk about some medical problems.				





Communication Skill	I can't do this yet. 	I can do this with help. 	I can do this without help. 	I can teach this to a classmate. 
I can tell someone symptoms for how I am feeling.				
I can talk about some common treatments for illnesses.				

Here are some words/phrases I need to practice.

Good job!




Now go to the [LLC Tutoring Website](#) and make an appointment with a tutor.

Visit the [Virtual LLC](#) at the time of your appointment.

Section 8: Practice with a Tutor!




Meet with a tutor. Give this paper to the tutor. Share this document on your screen. The tutor will review your work and talk with you. The tutor will ask you questions. **To review the vocabulary, you will have a conversation with the tutor about an illness you didn't choose in Section 6.**

Grading Rubric

Possible Points	Need Practice  (0-1 Point)	Good Job  (2-3 Points)	Excellent Work  (4-5 Points)
Content	More than 4 errors	3-4 errors	0-2 errors
Skill: Speaking Correctly	More than 4 errors	3-4 errors	0-2 errors





Possible Points	Need Practice  (0-1 Point)	Good Job  (2-3 Points)	Excellent Work  (4-5 Points)
Oral Fluency: Speaking long and smooth	Missing more than 4 words	Misses 1-3 words	0 words missing.

*Students must receive at least 10 points to move on

Possible Points: _____ / 15

Tutor Comments:

Congratulations! Keep going.

You are successful! Choose another SDLA.

Work on this more.

Not finished or needs more practice. Try this again.

Tutor Signature: _____

Date: _____

Section 4: Illness and Symptoms Answers

broken bone: b, e, i

stomachache: f, g

allergy: a, b, c, d, i, j, k

flu: d, f, g, h, i, j, k

