



1. Click printer icon (top right or center bottom).
2. Change "destination"/printer to "Save as PDF."
3. Click "Save."



LLSL6. Describe a Place

Student Name: _____ Student ID Number: _____

Instructor: _____ Level: _____ Date: _____

For video or audio links, visit [the LLC ESL Tutoring website for Lower Level SDLAs](#). Find your SDLA number. Look to the right. Find the right video or audio.

Section 1: Introduction



What is a "preposition of place"?

There are many types of prepositions (time, place, etc.). A preposition *of place* tells **where** something is. A noun or pronoun *always* comes after the preposition.

Examples:

I live **in** Los Angeles.

My cell phone is **on** the table.

[Watch the video](#)  to see more prepositions.

What are five prepositions that you heard in the video?

1 _____ 2 _____ 3 _____ 4 _____ 5 _____

Section 2: Prepositions of Place

Write the prepositions below on the picture to show the meaning.

between

behind

in front of

next to


on

under

in

For Example: Where is the ball? "The ball is **beside** the box."





Find many more prepositions

Section 3: Plural or Singular

We often use “**there is**” and “**there are**” in descriptions. Maybe when we describe a scene. Or to describe something that we see.

We use “there is” when we are talking about a **singular subject** (book) and we use “there are” when we are talking about a **plural subject** (books). In these sentences, the subject is **AFTER** the verb. For example: There **is** a book on the table. / There **are** books on the table.

Part 1: Is the subject singular (1) or plural (more than 1)? Write *singular* or *plural* on the line.

- 1. _____ a can of coke
- 2. _____ many computers
- 3. _____ a lot of vegetables
- 4. _____ a stain

Part 2: Complete these sentences with “**There is**” or “**There are.**”

- 5. _____ a can of coke on the counter.
- 6. _____ many computers in the computer lab.
- 7. _____ a lot of vegetables in the soup.
- 8. _____ a stain on your shirt.





Section 4: Vocabulary

Section 4 Part 1: What are these pictures of? Write the word on the line. Check the [pronunciation online](#)

cell phone

towel

picture

trash can

bottle

laptop



1. _____

2. _____


3. _____



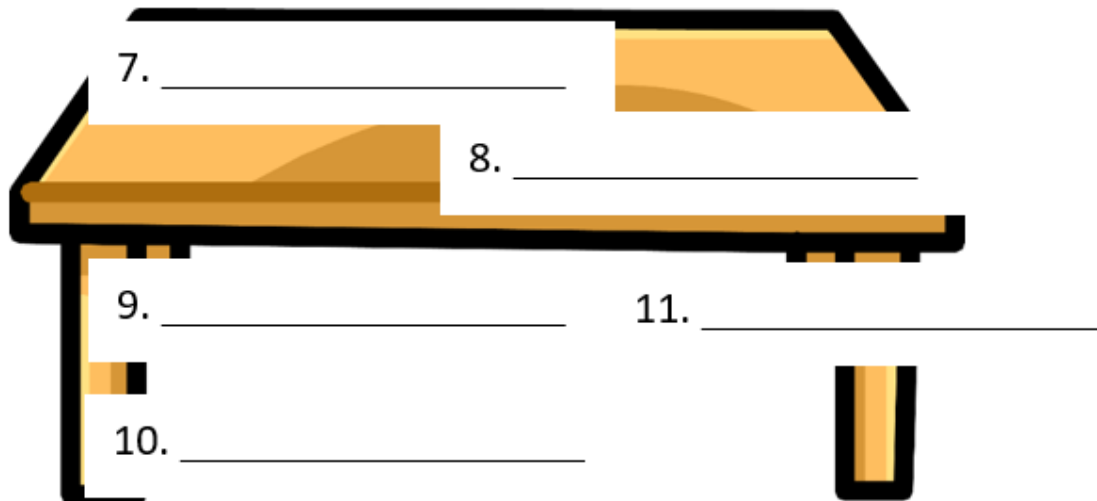
4. _____

5. _____

6. _____

Section 4 Part 2: [Listen](#)  to the audio. Someone is describing a table. They use the vocabulary above. Write the vocabulary word in the correct place.


12. _____





Section 5: Practice Describing a Room:

Now it's your turn. Practice describing a room. Look at the picture. Where are the different things in the room? Write **8 sentences** describing where things are. Use **there is/there are** and the **prepositions** you learned.



Example: There is a cat **next to** the armchair.





1. _____
2. _____
3. _____
4. _____
5. _____
6. _____
7. _____
8. _____





Section 6: What Did I Learn?

Complete this table BEFORE meeting with a tutor.

Communication Skill	I can't do this YET. 	I can do this WITH help. 	I can do this WITHOUT help. 	I can TEACH this to a classmate. 
I can understand prepositions of place.				
I can use "there is" and "there are" correctly.				
I can describe a room using prepositions of place.				

Here are some words/phrases I need to practice.

Good job!

Now go to the [LLC Tutoring Website](#) and make an appointment with a tutor.

Visit the [Virtual LLC](#) at the time of your appointment.

Section 7: Practice with a tutor!




Meet with a tutor. Give this paper to the tutor. The tutor will review your work and talk with you.

With a Tutor, Part 1: Bring a picture of a room to the tutor appointment. You can **take a picture of a room** you like (example: a room in your home, a room at school etc.). Describe the room to the tutor using prepositions of place.





Grading Rubric

Possible Points	Need Practice  (0-1 Point)	Good Job  (2-3 Points)	Excellent Work  (4-5 Points)
Content	More than 4 errors	3-4 errors	0-2 errors
Skill: Speaking Correctly	More than 4 errors	3-4 errors	0-2 errors
Oral Fluency: Speaking long and smooth	Missing more than 4 words	Misses 1-3 words	0 words missing.

*Students must receive at least 10 points to move on

Possible Points: _____ / 15

Tutor Comments:

Congratulations! Keep going.
You are successful! Choose another SDLA.

Work on this more.
Not finished or needs more practice. Try this again.

Tutor Signature: _____

Date: _____

