



1. Click printer icon (top right or center bottom).
2. Change "destination"/printer to "Save as PDF."
3. Click "Save."



EA03. What to Do After a Traffic Accident

Student Name: _____ Student ID Number: _____

Instructor: _____ Level: _____ Date: _____

For media links in this activity, visit [the LLC ESL Tutoring website for Upper Level SDLAs](#). Find your SDLA number to see all the resources to finish your SDLA.

Section 1: Introduction

Have you ever been in a car accident? If so, you are definitely not alone. Statistics show over the course of a lifetime, the average driver will have three or four car accidents (Wertheim, 2015). It can be very scary being in a car accident, especially if you don't know what to do or how to describe what happened. This SDLA will help you be prepared if you are ever involved in a car accident.

Do you know what you should do if you are in a car accident?

[Listen to the news report](#) about what to do in a car accident. After you finish listening, complete the list below with the steps you should take when in a car accident.

What to do in a car accident:

1. What is step 1? _____
 - a. Ask if _____
 - b. Ask if they _____
2. Step 2 is _____
 - a. If damages are _____ get your car to a _____.
 - b. Don't _____.
3. Step 3 is _____
4. Step 4 is _____
5. Step 6 is _____ and _____ information.





English Self-Directed Learning Activities

Language Learning Center 77-1005, *Passport Rewards*

EA03. What to Do After a Traffic Accident

6. What do you exchange?

a. _____

b. _____

c. _____

7. Step 7 is get home _____ even if you have to request a _____.

8. It is also good to take pictures or video of the accident.

Section 2: Police Report

Why should I file a report?

It is extremely important to file a police report after a car accident. The police report can provide valuable information for your car insurance company, and it can help protect you in the event of an accident-related lawsuit.

What should I include in my report?

You want to make your police report as detailed and accurate as possible. You should take notes and photos of the scene, your vehicle, and your injuries to gather information and help you remember. Include as much of the following information as you can:

- Description of what happened
- Number of passengers in the other driver's car
- Driver's name and insurance information
- Names of witnesses -- if possible, record their description of the accident using your cell phone
- Damages to your vehicles
- Injuries to yourself or your passengers

What should I do if no police come to the accident?

The police don't always make it to the scene of a car accident. They might not come because the accident did not cause injuries, or because the damage to the vehicles was too small. If a police officer does not come to the scene of the accident, you can go to the police department to file your report. You can often do this online or at the police station. You can also file an accident report with the DMV.

Adapted from: www.dmv.org





Section 3: An Accident

Read the short story below about Johnathan’s car accident. As you read, think about the following questions: What did Johnathan do correctly? What did he not do, or what did he not do correctly? Write the answers to these questions in the chart below.

Johnathan was driving alone when he got in a car accident on the freeway yesterday. It was a minor accident, so he immediately stopped, grabbed his insurance information, phone, and paper and a pen. When he got out of his car, he first looked at the front of his car, and there was a pretty big dent and some missing paint. He then walked over to the other car in the accident. Remaining calm, he said, “Hi, I’m so sorry about this. I should have stopped sooner. It really ruined my day, and I’m sure it ruined yours as well. Let’s just exchange information and move on.” Johnathan then gave his insurance card to the other driver. Johnathan wrote down the other driver’s name and phone number. They shook hands, and Johnathan got back in his car and drove away. He called his insurance company as soon as he got home.

What did he do correctly?

What did he not do, or not do correctly?

Discussion Questions: You will talk about the questions below with a tutor. Be sure to read the questions in advance so you are more prepared to talk with the tutor.





1. Have you ever been in a car accident? What happened? How did you feel?
2. What should you do if you are in a car accident?
3. Do you handle car accidents in your native country the same way we handle them here?
4. What are some activities you should avoid when driving because they increase the possibility of getting in an accident?





Section 4: Student Self-Assessment

Complete this table BEFORE meeting with a tutor.

Communication Skill	I can't do this YET. 	I can do this WITH help. 	I can do this WITHOUT help. 	I can TEACH this to a classmate. 
I can take notes based on a news report.				
I can recognize the important information to include in a police report.				
I can identify the necessary steps to take after a car accident.				

Here are some words/phrases I need to practice.

Good Job!

Now make an appointment

with a tutor on the LLC ESL Tutoring Website

www.mtsac.edu/llc/passportrewards/llctutoring








Section 5: Practice with a Tutor!

Meet with a tutor, and share this activity with the tutor. To make sure you understand the information in this SDLA, you will have a discussion about the questions in Section 3. You may also ask the tutor any questions that you might have.

Grading Rubric

Possible Points	Need Practice  (0-1 Point)	Good Job  (2-3 Points)	Excellent Work  (4-5 Points)
Content	Not enough information provided in responses and often does not use correct vocabulary.	Provides most important information in responses and some of the time uses correct vocabulary.	Provides all necessary information in responses and most of the time uses correct vocabulary.
Skill: Speaking	More than 6 mistakes saying words; needs guessing more than 3 times.	Not more than 5 mistakes saying words; needs guessing on 1-2 words or sentences.	Not more than 2 mistakes saying words; needs no guess about meaning.
Oral Fluency	Speaks mostly in phrases, individual words; many pauses.	Sometimes speaks in complete sentences; several pauses.	Speaks in complete sentences; a couple pauses okay.

*Students must receive at least 10 points to move on

Possible Points: _____ / 15

Tutor Comments:

Congratulations! Keep going.

You have successfully completed this SDLA and are ready to continue to the next.

Work on this more.

You have not yet mastered this SDLA. It is recommended that you complete it again.

Tutor Signature: _____

Date: _____

