



1. Click printer icon (top right or center bottom).
2. Change "destination"/printer to "Save as PDF."
3. Click "Save."



EA08. Identity Theft

Student Name: _____ Student ID Number: _____

Instructor: _____ Level: _____ Date: _____

For media links in this activity, visit [the LLC ESL Tutoring website for Upper Level SDLAs](#). Find your SDLA number to see all the resources to finish your SDLA.

Section 1: Introduction



What is identity theft? Identity theft is a serious crime. It happens when someone uses information about you without your permission. This can result in painful results for your life. Has this happened to you before? Do you think this can ever happen to you? This SDLA will tell you about identity theft and explain why it is important to avoid it.

Section 2: Vocabulary

Below are some ways people can steal your identity. Read the words and try to guess the correct meaning of the word below. Use the Longman Dictionary at doceonline.com to research these words to help you with your guessing.

Part A - Match the correct word with the correct sentence below by writing the correct letter in the blank space provided.

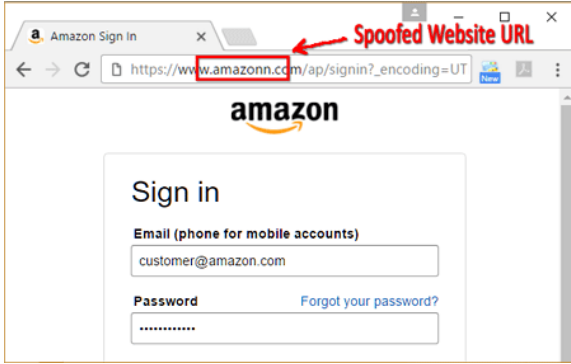
- A. Shoulder Surfing
- B. Skimming

- C. Phishing
- D. Dumpster Diving

1. _____ Looking through trash to locate documents containing sensitive personal information or account information, such as Social Security Numbers, credit card account numbers, bank account numbers, etc.
2. _____ A practice where a special storage device is used to “swipe” your card.
3. _____ The practice of sending email messages or displaying browser pop ups that appear to be generated by a real financial institution.
4. _____ When a criminal observes you completing a transaction to see or hear sensitive personal information such as a PIN or Social Security Number.



Part B - Match the correct letter from the previous page with the appropriate picture below.



1. _____ 2. _____



3. _____ 4. _____

Section 3: Listening Comprehension Part A

In this video, you will see a victim of identity theft.

Listen to the news report about a woman who had her identity stolen. After you finish listening, answer the questions below.



Answer the questions below:

1. What is the name of the woman who had her identity stolen? _____.
2. How old is the woman who had her identity stolen? _____.
3. How much money was stolen? _____.
4. Who took her money? _____.
5. Where did the identity thief take the money from? _____.



Section 4: Listening Comprehension Part B

A) Use [Google.com](https://www.google.com) to find the meaning of the phrases in bold in the sentences below:

1. "There are certain steps you can take from keeping your information from **falling into** the wrong hands."

Meaning: _____

2. "Another routine to get into is **keeping tabs on** your identity and personal information."

Meaning: _____

3. "If a bill doesn't show up with you expect it, **look into** it."

Meaning: _____



[In this video](#), you will learn about 5 ways you can protect your identity.

[Listen to this video](#) and complete the listening comprehension questions afterward.

Video Source: <https://www.ftc.gov/identitytheft>

B) Write down the 5 pieces of advice given in the video to protect your identity below.

- 1. _____
- 2. _____
- 3. _____
- 4. _____
- 5. _____



Section 5: Discuss with a Tutor!

You will talk about the questions below with a tutor. Be sure to read the questions in advance so you are more prepared to talk with the tutor.

Have you or someone you know ever been a victim of identity theft? What happened? How did you feel?





What should you do if you are a victim of identity theft?

What do you do in your country if you are a victim of identity theft? Is it the same as here?

What are some ways to prevent identity theft?

Section 6: Student Self-Assessment

Complete this table BEFORE meeting with a tutor.

Communication Skill	I can't do this YET. 	I can do this WITH help. 	I can do this WITHOUT help. 	I can TEACH this to a classmate. 
I can identify four different types of identity theft.				
I can take notes and answer questions about a news report.				
I know five ways to protect my identity.				

Here are some words/phrases I need to practice.

Good Job!

Now make an appointment

with a tutor on the LLC ESL Tutoring Website




www.mtsac.edu/llc/passportrewards/llctutoring



Section 7: Practice with a Tutor!

Meet with a tutor, and share this activity with the tutor. You will review this SDLA with the tutor and have a discussion about the questions in Section 5. You may also ask the tutor any questions that you might have.

Grading Rubric

Possible Points	Need Practice  (0-1 Point)	Good Job  (2-3 Points)	Excellent Work  (4-5 Points)
Content	Not enough information provided in responses and often does not use correct vocabulary.	Provides most important information in responses and some of the time uses correct vocabulary.	Provides all necessary information in responses and most of the time uses correct vocabulary.
Skill: Speaking	More than 6 mistakes saying words; needs guessing more than 3 times.	Not more than 5 mistakes saying words; needs guessing on 1-2 words or sentences.	Not more than 2 mistakes saying words; needs no guess about meaning.
Oral Fluency	Speaks mostly in phrases, individual words; many pauses.	Sometimes speaks in complete sentences; several pauses.	Speaks in complete sentences; a couple pauses okay.

*Students must receive at least 10 points to move on

Possible Points: _____ / 15

Tutor Comments:

Congratulations! Keep going.

You have successfully completed this SDLA and are ready to continue to the next.

Work on this more.

You have not yet mastered this SDLA. It is recommended that you complete it again.

Tutor Signature: _____

Date: _____