



1. Click printer icon (top right or center bottom).
2. Change "destination"/printer to "Save as PDF."
3. Click "Save."



EA10. Visiting a Doctor: Introduction

Student Name: _____ Student ID Number: _____

Instructor: _____ Level: _____ Date: _____

For media links in this activity, visit [the LLC ESL Tutoring website for Upper Level SDLAs](#). Find your SDLA number to see all the resources to finish your SDLA.

Section 1: Introduction

In the comics below, can you guess what is wrong with each of the patients? How do you know? When you think you know the answers, read the comic answers at the bottom of this page.



<http://zoominmedical.com/funny-doctor-who-cartoons/>

http://www.cartoonstock.com/directory/d/dry_scalp.asp

<http://www.cartoonstock.com/directory/c/chicken-pox.asp>

Even though these comics are supposed to make you laugh, not feeling well or getting injured is definitely not funny. In real life, when you visit a doctor, it can be a challenge because you may not know how to explain exactly how you feel. Although you know how your body feels, choosing the wrong words can greatly affect how the doctor understands your illness and provides you with appropriate treatment. This SDLA will help you learn important words to better express how you are feeling to a doctor.

Comic Answers: In comic 1, the Statue of Liberty is experiencing arm pain because she has been holding her torch for many years without any rest. The patient in comic 2 is suffering from a dry scalp. One major symptom includes a cactus growing out of his head. Finally, in comic 3, the young boy has a contagious illness called the chicken pox which has spread to his mother and the doctor. The most common sign is the itchy red rash all over their bodies.



Section 2: Vocabulary Matching

In the word bank below, there are some useful words that you might say or hear during your doctor's visit.

Word Bank

antibiotics

sore muscles

over-the-counter

diagnose

crutches

swollen

medicine

prescription

runny nose

bandage

cold compress

cast

nausea

Use the word bank above and write each word in the box under the picture it describes. The first one has been done for you. You may use [The Learner's Dictionary](#) for any words you don't know.



Jane Jones, DDS
3300 North Ave.
Chicago, IL 60601
312-555-3456 DEA No. 000000000000


NAME: _____ AGE: _____
ADDRESS: _____ DATE: _____

Rx Drug name Form Dosage
Brand name of drug tabs 200mg
Disp: 20 tabs
Sig: 1 tab q4h pro pain



Section 3: Crossword Puzzle

Complete the crossword puzzle by using the vocabulary words you learned in Section 2 and the clues below.



Across

2. Painfully tender or sensitive muscles
6. Medicine you can buy without a prescription
9. A long stick with a padded piece at the top that fits under a person's arm
10. When liquid comes out of your nose because of a cold, allergy, or crying
11. Causing you to feel like you are going to vomit





Down

1. A written message from a doctor that officially tells someone to use a medicine, therapy, etc.
3. Applied to injuries to reduce swelling and pain around the injured area
4. A drug that is used to kill harmful bacteria and to cure infections
5. Enlarged, puffed up
7. To recognize (a disease, illness, etc.) by examining someone
8. A covering (such as a strip of cloth) that protects and supports part of the body that has been hurt
9. A hard covering that is put on an arm, leg, etc., so that a broken bone can heal



Section 4: Student Self-Assessment

Complete this table BEFORE meeting with a tutor.

Communication Skill	I can't do this YET. 	I can do this WITH help. 	I can do this WITHOUT help. 	I can TEACH this to a classmate. 
I can use new vocabulary to describe illnesses.				
I can use new vocabulary to describe treatments.				

Here are some words/phrases I need to practice.

Good Job!

Now make an appointment

with a tutor on the LLC ESL Tutoring Website




www.mtsac.edu/llc/passportrewards/llctutoring



Section 5: Practice with a Tutor!

Meet with a tutor, and share this activity with the tutor. To review the vocabulary, the tutor will ask you questions about the new words learned in this SDLA. You may also ask the tutor any questions that you might have.

Grading Rubric

Possible Points	Need Practice  (0-1 Point)	Good Job  (2-3 Points)	Excellent Work  (4-5 Points)
Content	Not enough information provided in responses and often does not use correct vocabulary.	Provides most important information in responses and some of the time uses correct vocabulary.	Provides all necessary information in responses and most of the time uses correct vocabulary.
Skill: Speaking	More than 6 mistakes saying words; needs guessing more than 3 times.	Not more than 5 mistakes saying words; needs guessing on 1-2 words or sentences.	Not more than 2 mistakes saying words; needs no guess about meaning.
Oral Fluency	Speaks mostly in phrases, individual words; many pauses.	Sometimes speaks in complete sentences; several pauses.	Speaks in complete sentences; a couple pauses okay.

*Students must receive at least 10 points to move on

Possible Points: _____ / 15

Tutor Comments:

Congratulations! Keep going.

You have successfully completed this SDLA and are ready to continue to the next.

Work on this more.

You have not yet mastered this SDLA. It is recommended that you complete it again.

Tutor Signature: _____

Date: _____