



1. Click printer icon (top right or center bottom).
2. Change "destination"/printer to "Save as PDF."
3. Click "Save."



EC16. Text Messages

Student Name: _____ Student ID Number: _____

Instructor: _____ Level: _____ Date: _____

For media links in this activity, visit [the LLC ESL Tutoring website for Upper Level SDLAs](#). Find your SDLA number to see all the resources to finish your SDLA.

Section 1: Introduction



The comic above is supposed to be funny, but it is actually not far from the truth. Texting is a very popular and preferred method of conversation, but it is not always the best. Write your ideas below about the pros and cons of text messaging.

Text Messaging

Pros (+)

Cons (-)





Section 2: Using Text Messages

Statistics show that many people with cell phones prefer texting over talking on the phone or face to face. It’s not always young people, although the data shows that the younger you are, the more likely you are to prefer texting. And this is creating a communication divide – the talkers vs. the texters. Some people argue that *how* we communicate is not important; what’s important is that we continue to communicate. But many experts say the most successful communicators will, of course, have the ability to do both: talk and text. Experts also say successful communicators will also know the most appropriate times to use talking skills or texting skills.

Decide if the situations below are more appropriate for talking (talk) or texting (text). The first one has been done as an example.

- _____ 1. You want to confirm the restaurant you are meeting friends for lunch at today.
- _____ 2. You want to say goodbye to your friend before he or she moves out of the country.
- _____ 3. You want to ask someone to marry you.
- _____ 4. You want to know what time someone in your family will be home for dinner.

Text adapted from: Irvine, M. (2012). *Text messaging: Is texting ruining the art of conversation?* Huffington Post.

Section 3: Reading and Writing Text Messages

Part 1:

Texting can sometimes seem like a completely different language. They are usually short and use a lot of abbreviations. It is helpful to understand some common text messages so you are never left with a text that you don’t understand. Match the text message language below with the correct English word or phrase.

Text Language	Formal English
1. l8r	a. before
2. c u	b. later
3. btw	c. as soon as possible
4. 2	d. are you . . .
5. xoxo	e. hugs and kisses
6. lol	f. see you
7. ur	g. laughing out loud
8. b4	h. estimated time of arrival
9. r u	i. your
10. ASAP	j. to
11. ETA	k. on my way
12. omw	l. by the way






Part 2:

Rewrite the following messages in correct English. Use correct grammar, punctuation, and capitalization.

1. C u l8r _____
2. ill b there b4 8 _____
3. Btw, you 4got ur coat _____
4. im w8ing 4 u outside _____
5. can u pick me up? 8 ok? _____
6. call me ASAP _____
7. Omw, ETA is 5pm _____

Part 3:





In the phone below, write a conversation between two friends, classmates, or family members. Try to use appropriate abbreviations and texting language.





Section 4: Student Self-Assessment

Complete this table BEFORE meeting with a tutor.

Communication Skill	I can't do this YET. 	I can do this WITH help. 	I can do this WITHOUT help. 	I can TEACH this to a classmate. 
I can list the advantages and disadvantages of text messaging.				
I can identify appropriate situations for talking and texting.				
I can translate texting language into formal English.				
I can use texting language to create text messages.				

Here are some words/phrases I need to practice.

Good Job!

Now make an appointment

with a tutor on the LLC ESL Tutoring Website

(www.mtsac.edu/llc/passportrewards/llctutoring).








Section 5: Practice with a Tutor!

Meet with a tutor, and share this activity with the tutor. You will review this SDLA with the tutor. You may also ask the tutor any questions that you might have.

Grading Rubric

Possible Points	Need Practice  (0-1 Point)	Good Job  (2-3 Points)	Excellent Work  (4-5 Points)
Content	Not enough information provided in responses and often does not use correct vocabulary.	Provides most important information in responses and some of the time uses correct vocabulary.	Provides all necessary information in responses and most of the time uses correct vocabulary.
Skill: Speaking	More than 6 mistakes saying words; needs guessing more than 3 times.	Not more than 5 mistakes saying words; needs guessing on 1-2 words or sentences.	Not more than 2 mistakes saying words; needs no guess about meaning.
Oral Fluency	Speaks mostly in phrases, individual words; many pauses.	Sometimes speaks in complete sentences; several pauses.	Speaks in complete sentences; a couple pauses okay.

*Students must receive at least 10 points to move on

Possible Points: _____ / 15

Tutor Comments:

Congratulations! Keep going.

You have successfully completed this SDLA and are ready to continue to the next.

Work on this more.

You have not yet mastered this SDLA. It is recommended that you complete it again.

Tutor Signature: _____

Date: _____

