



1. Click printer icon (top right or center bottom).
2. Change "destination"/printer to "Save as PDF."
3. Click "Save."



LC09. Talking about Music

Student Name: _____ Student ID Number: _____

Instructor: _____ Level: _____ Date: _____

For media links in this activity, visit [the LLC ESL Tutoring website for Upper Level SDLAs](#). Find your SDLA number to see all the resources to finish your SDLA.

Section 1: Musical Instruments

A. Write each musical instrument from the list below in the appropriate space.

the cello

the recorder

the tambourine

the violin

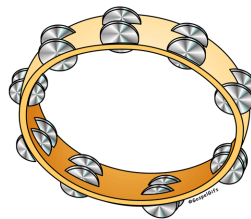
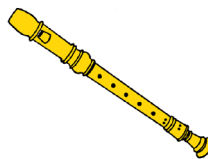

the harp

the flute

the saxophone

the trumpet

the drums





B. Write the musical instruments from the chart in the correct category below.

Wind instruments: _____

String instruments: _____

Percussion instruments: _____

Section 2: Describing Songs

A. Go to learnersdictionary.com to look up the meaning of the adjectives below.

Word	Definition
Upbeat	_____
Cheesy	_____
Melancholic	_____
Acoustic	_____
Harmonious	_____
Catchy	_____

B. Listen to each song below. Write the adjectives from above that can be used to describe each song. More than one adjective may be used in each blank. **Note:** You do not need to listen to the whole song.

Song 1: Coldplay –
Trouble
harmonious

Song 2: Aqua –
Barbie Girl

Song 3: Ed Sheeran
– **Thinking out Loud**

Song 4: Taylor Swift
– **Shake It Off**





Section 3: Talking About Music

Write your answers to the questions below and be prepared to discuss them with the tutor.

1. Do you listen to music often? When and where do you listen to music?

2. Which instruments from Section 1 do you like to listen to? Can you play any of those instruments?

3. What is your favorite genre of music? Why? Use adjectives from Section 2.





4. What is one of your favorite songs? Why do you like it? Use adjectives from Section 2.





Section 4: Student Self-Assessment

Complete this table BEFORE meeting with a tutor.

Communication Skill	I can't do this YET. 	I can do this WITH help. 	I can do this WITHOUT help. 	I can TEACH this to a classmate. 
I can use new vocabulary to identify musical instruments.				
I can use new vocabulary to describe songs.				

Here are some words/phrases I need to practice.

Good Job!

Now make an appointment

with a tutor on the LLC ESL Tutoring Website

(www.mtsac.edu/llc/passportrewards/llctutoring).








Section 5: Practice with a Tutor!

Meet with a tutor, and share this activity with the tutor. You will review this SDLA with the tutor and talk about the questions you answered in Section 3. You may also ask the tutor any questions that you might have.

Grading Rubric

Possible Points	Need Practice  (0-1 Point)	Good Job  (2-3 Points)	Excellent Work  (4-5 Points)
Content	Not enough information provided in responses and often does not use correct vocabulary.	Provides most important information in responses and some of the time uses correct vocabulary.	Provides all necessary information in responses and most of the time uses correct vocabulary.
Skill: Speaking	More than 6 mistakes saying words; needs guessing more than 3 times.	Not more than 5 mistakes saying words; needs guessing on 1-2 words or sentences.	Not more than 2 mistakes saying words; needs no guess about meaning.
Oral Fluency	Speaks mostly in phrases, individual words; many pauses.	Sometimes speaks in complete sentences; several pauses.	Speaks in complete sentences; a couple pauses okay.

*Students must receive at least 10 points to move on

Possible Points: _____ / 15

Tutor Comments:

Congratulations! Keep going.

You have successfully completed this SDLA and are ready to continue to the next.

Work on this more.

You have not yet mastered this SDLA. It is recommended that you complete it again.

Tutor Signature: _____

Date: _____

