



# PL1. Numbers


Student Name: \_\_\_\_\_ Student ID Number: \_\_\_\_\_

Instructor: \_\_\_\_\_ Level: \_\_\_\_\_ Date: \_\_\_\_\_


For media links in this activity, visit the [LLC ESL Tutoring website for Pre-Level 1 worksheets](#). Find your PL number to see all the links to finish your worksheet.


## Section A: Study Number



[Watch a video](#) and say  the numbers with the video.

0 = zero (or "oh", ex. "909") = —

1 = one = 

2 = two = 

3 = three = 

4 = four = 

5 = five = 

6 = six = 

7 = seven = 

8 = eight = 

9 = nine = 

10 = ten = 

11 = eleven = 

12 = twelve = 

13 = thirteen

14 = fourteen

15 = fifteen

16 = sixteen

17 = seventeen

18 = eighteen

19 = nineteen

20 = twenty

30 = thirty

40 = forty

50 = fifty

60 = sixty

70 = seventy

80 = eighty

90 = ninety

100 = one hundred





### Section 1: Matching

Match the numbers below.

4	_____ Sixty
3	_____ Fifty-one
22	_____ Seventy
51	_____ Thirteen
13	_____ Three
14	_____ Sixty-one
60	_____ Twenty-two
111	_____ Thirty-two
70	_____ One-hundred eleven
41	_____ Fourteen
32	_____ Forty-one
61	_____ Four
59	_____ Fifty-nine

### Section 2: Unscramble

Write the correct numbers below. Unscramble the letters for the answer.

**Example:** N E O = ONE

- |                    |                   |
|--------------------|-------------------|
| 1. SENEVTEEN _____ | 6. TTYEWN _____   |
| 2. IHYTRT _____    | 7. FITYF _____    |
| 3. ROFYT _____     | 8. TYXIS _____    |
| 4. THNIRTEE _____  | 9. NELEVE _____   |
| 5. TWLEEV _____    | 10. YTGHI E _____ |





### Section 3: Spelling Numbers

Spell the numbers below. Use pages above for help. Example: 16 s i x t e e n

#### Number >> Spelling

60 \_\_\_\_\_

19 \_\_\_\_\_

7 \_\_\_\_\_

99 \_\_\_\_\_ -

8 \_\_\_\_\_

\_\_\_\_\_

5 \_\_\_\_\_

100 \_\_\_\_\_

50 \_\_\_\_\_

\_\_\_\_\_

83 \_\_\_\_\_ -

11 \_\_\_\_\_

\_\_\_\_\_

33 \_\_\_\_\_ -

71 \_\_\_\_\_ -

\_\_\_\_\_

\_\_\_\_\_

12 \_\_\_\_\_

45 \_\_\_\_\_ -

15 \_\_\_\_\_

\_\_\_\_\_

0 \_\_\_\_\_





Section 4: Dictation



A. Listen



and spell



the numbers below.

1. \_\_\_\_\_

7. \_\_\_\_\_ - \_\_\_\_\_

2. \_\_\_\_\_

8. \_\_\_\_\_ -

3. \_\_\_\_\_

\_\_\_\_\_

4. \_\_\_\_\_

9. \_\_\_\_\_ -

5. \_\_\_\_\_ -

\_\_\_\_\_

\_\_\_\_\_

10. \_\_\_\_\_

6. \_\_\_\_\_ - \_\_\_\_\_



B. Listen



and write



the numbers.

1. Nancy is \_\_\_\_\_ years old.

5. Her sister is \_\_\_\_\_ years old.

2. Nancy's son is \_\_\_\_\_ years old.

6. Her sister's husband is \_\_\_\_\_ years old.

3. Her father is \_\_\_\_\_ years old.

7. Her niece is \_\_\_\_\_ years old.

4. Her mother is \_\_\_\_\_ years old.

8. Nancy's friend is \_\_\_\_\_ years old.





### Section 5: Feedback

Did you do a good job? Mark a face.



I did very good. I did good. I did okay. I did a little bad. I did bad.

## Good Job!

Now make an appointment with a tutor on the LLC ESL Tutoring Website

[www.mtsac.edu/llc/passportrewards/llctutoring](http://www.mtsac.edu/llc/passportrewards/llctutoring)

### Section 6: Practice with a Tutor!

Make an appointment with a tutor. Meet with a tutor. Give this paper to the tutor. The tutor will review your work and do dictations with you.

**Dictation 1: Listen to each word or words. Spell the word or words you hear.**

1. \_\_\_\_\_
2. \_\_\_\_\_
3. \_\_\_\_\_
4. \_\_\_\_\_
5. \_\_\_\_\_




**Dictation 2: Write the sentences you hear on the lines below.**

1. \_\_\_\_\_
2. \_\_\_\_\_
3. \_\_\_\_\_





Rubric for Pre-Level 1

Area of Focus	Need Practice  (1 Point)	Good Job  (3 Points)	Excellent Work  (5 Points)
Skill: Spelling	More than 4 errors	3-4 errors	0-2 errors
Skill: Capitalization and Punctuation	More than 4 errors	3-4 errors	0-2 errors
Skill: Dictation Accuracy	Missing more than 4 words	Misses 1-3 words	0 words missing.

Total points: \_\_\_\_\_ /15

Tutor Recommendations:

\*Students must receive at least 10 points to move on.

Congratulations! Move on

*Completed everything. Good or Excellent work.*

Repeat

*Not finished or needs more practice. Try again.*

Tutor Signature: \_\_\_\_\_ Date: \_\_\_\_\_

