

1. Download the form.
2. Save to your computer BEFORE completing it.
3. Type answers in the blue boxes.



Language Learning Center

Self-Directed Learning Activities

P08. $\overset{\sim}{oo}$ / $\overset{\bar{}}{oo}$ (IPA [u / U]) – ex, book vs school

Student Name: _____ Student ID Number: _____

Instructor: _____ Level/Class: _____ Date: _____

Section 0: New Information

For listening and video links, go to Tinyurl <https://tinyurl.com/SDLA-Pronunciation>. Find your SDLA number on the left and all the resources to finish your SDLA will be on the right.



In this SDLA, we will learn and practice the sounds $\overset{\sim}{oo}$ and $\overset{\bar{}}{oo}$. [Listen](#) and click next to the word that you hear.

- | | | | |
|----------|--------|-----------|--------|
| 1. full | fool | 6. should | shooed |
| 2. pull | pool | 7. soot | suit |
| 3. could | cooed | 8. foot | food |
| 4. would | woood | 9. should | shoot |
| 5. stood | stewed | 10. hood | who'd |

The correct answers are on the last page. Mark the ones you missed. You will practice these more with the tutor. [Listen](#) to all the words and repeat.

Section 1: Listening

*[Listen](#) to these sentences. While you listen, **highlight the words that the speaker mispronounces**. Try to write the words that you heard below the mispronounced words. You will also hear words with sounds from the previous SDLAs.*

Adapted from Pronunciation Pairs 2nd Edition

1. The blue sign on the back door says “Pool.”
2. Luke, I want you to come here this instant. Hurry up!
3. Where did that black soot come from? I sat on the bench, and now my pants are dirty.
4. I stewed all of the vegetables in a pot of water to soften them.
5. She stepped on my foot with her heels and didn’t even apologize!
6. You shouldn’t drink a lot of juice. It has too much sugar for you.

Section 2: Repetition



Use your cell phone to **record yourself** reading the sentences from Section 1 correctly. Save it. [Listen](#) to a copy of the audio from Section 1 without any errors.

Listen with your eyes closed. Can you understand what you said? Which words are difficult to understand? **Write them here.**



Optional: Record a second time the correct sentences. Listen with your eyes closed. You can ask a friend to listen with their eyes closed. Can they understand every word? Write down which ones your friend could not understand. Practice those words more.

Section 3: Senses



The $\overset{\sim}{oo}$ and \overline{oo} differ greatly in mouth movement, particularly lip movement. The \overline{oo} sound makes the lips become very rounded while the lips are more relaxed for $\overset{\sim}{oo}$.



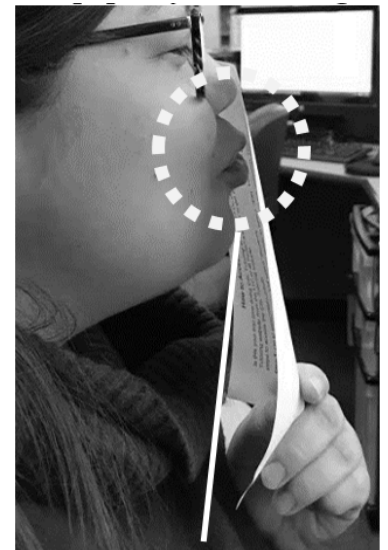
Take a piece of paper and put it in front of your mouth touching your nose.

When you make the $\overset{\sim}{oo}$ sound, the lips are more relaxed and don't touch or reach the paper. The tongue is back and behind the teeth.

On the other hand, when you make the \overline{oo} sound, the lips become very rounded and stretch out away from the mouth touching the paper. The tongue is back and behind the teeth. If you "kiss" the paper, you're doing it right!



Lips relaxed, not touching or reaching out to the paper



Lips reaching out and "kissing" paper



Part 2. Record yourself reading these words. Make sure you feel your mouth open up wide for ǒ and very minimally from resting for Ǔ.

fool cook book enough rookies kooky pulling boot hulk mule nook lewd gull hull

Section 4: Conversation Practice

Read the conversation below. Are there any words you don't understand? Look them up in a dictionary. Practice reading this to yourself. Practice as both speakers. You will practice this conversation with the tutor later. Concentrate on the pronunciation of the individual words.

Mother So, this is your new apartment.
You Yes! My own apartment. Isn't it wonderful?!
Mother (pausing) It's...uh...it has a lovely view.
You I know, I know. The rooms are small but . . .
Mother We can move a few things, and the room will look much larger.
You But . . .
Mother You know, the sofa should always be opposite the window.
You Oh, the sofa is too hard to move.
Mother Nonsense! I'll push and you pull.
You Ugh!

Adapted from Pronunciation Pairs 2nd Edition

Section 5: What Did I Learn?

Now that you've completed sections 1 through 4, rate how well you can do the following. Put an "X" in the box matching your self-assessment. This will help the tutor assist you better.

Self-Assessment

Pronunciation Skill	I can't do this YET.	I can do this WITH some help.	I think I usually can do this WITHOUT help.	I can TEACH this to a classmate.
I can hear the difference between ǒǒ and ǒǒ.				
I can identify the differences in mouth movement for ǒǒ and ǒǒ.				
I know some words I need to keep practicing.				

Good job! Now make an appointment with a tutor at the Front Desk.

The tutor will call your name when he/she is ready.

Optional while you wait for a tutor:

Search YouTube for videos on ʊ̃ and ʊ̄.

Section 6: Practice with a Tutor!

After completing the self-assessment, meet with a tutor and give this completed SDLA to them. To make sure you understand this activity, the tutor will review your answers and recordings with you. They will also help you practice the conversation in Section 4. After you have finished, the tutor will provide you with feedback in the following areas:

Grading Rubric

Area of Focus	1 Point	3 Points	5 Points
Content	Learner usually does not provide enough information in answers.	Learner provides all necessary information in answers some of the time.	Learner provides <u>extra</u> information in answers most of the time.
Skill: ʊ̃ / ʊ̄ (IPA [u / U])	Learner usually cannot hear and speak the target sounds correctly.	Learner can hear and speak the target sounds correctly some of the time.	Learner can hear and speak the target sounds correctly most of the time.
Overall Pronunciation	Learner's speaking is unclear and often requires listener effort.	Learner's speaking is generally clear but requires listener effort sometimes.	Learner's speaking is clear and smooth and requires a little listener effort.

Total points: ___ /15

***Students must receive at least 10 points to move on.**

Tutor Recommendations:

Congratulations! Move on

Student has successfully completed this SDLA and is ready to continue to another SDLA.

Repeat

Student hasn't yet mastered this SDLA. It is recommended that the student complete it again.

Tutor Signature: _____

Date: _____

Section 0 answers

Section 0 Answers: 1. fool 2. pool 3. could 4. wooed 5. stood 6. should 7. soot 8. foot 9. shoot 10. Who'd