

Spring 2025

LLC Registration CRNs

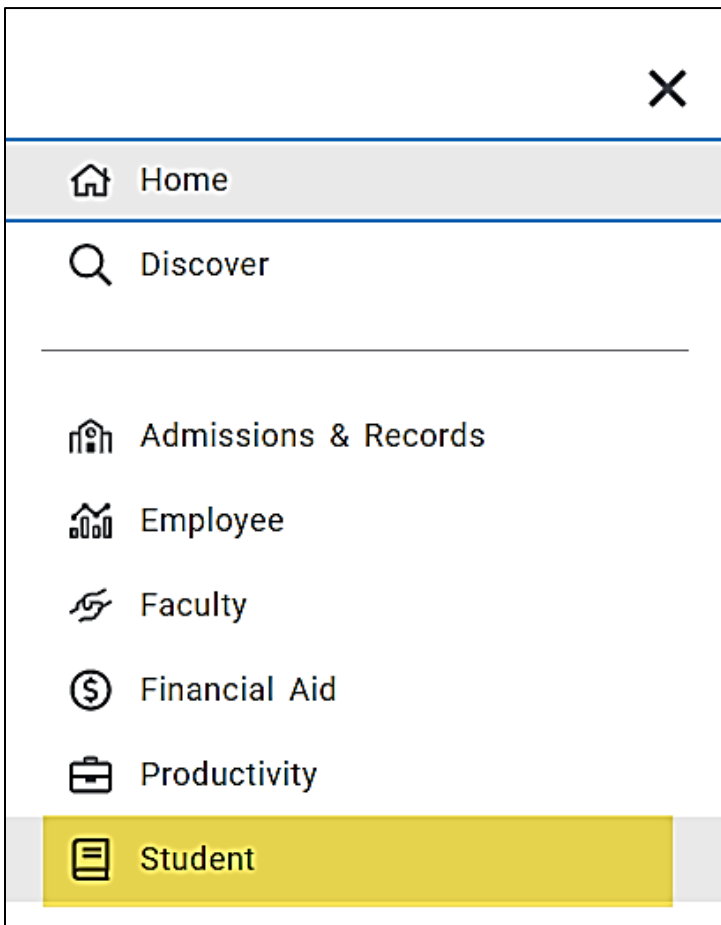
Use the CRNs below to register for the LLC. If you aren't sure how to register, please follow the **instructions on Pages 2-3**. If you need assistance, contact langlab@mtsac.edu or visit us in the [Virtual LLC](#) or in-person in 77-1005.

202440 Language	On-Campus	Online	Course Code
ESL	44312	44313	ESL LANG1
AMLA	44314	44315	BS LRN50
Arabic	44316	44317	BS LRN50
Chinese	44318	44319	BS LRN50
French	44320	44321	BS LRN50
German	44322	44323	BS LRN50
Italian	44324	44325	BS LRN50
Japanese	44326	44327	BS LRN50
Korean	44328	44329	BS LRN50
Latin	44330	44331	BS LRN50
Sign Language	44332	44333	BS LRN50
Spanish	44334	44335	BS LRN50
Linguistics	44336	44337	BS LRN50

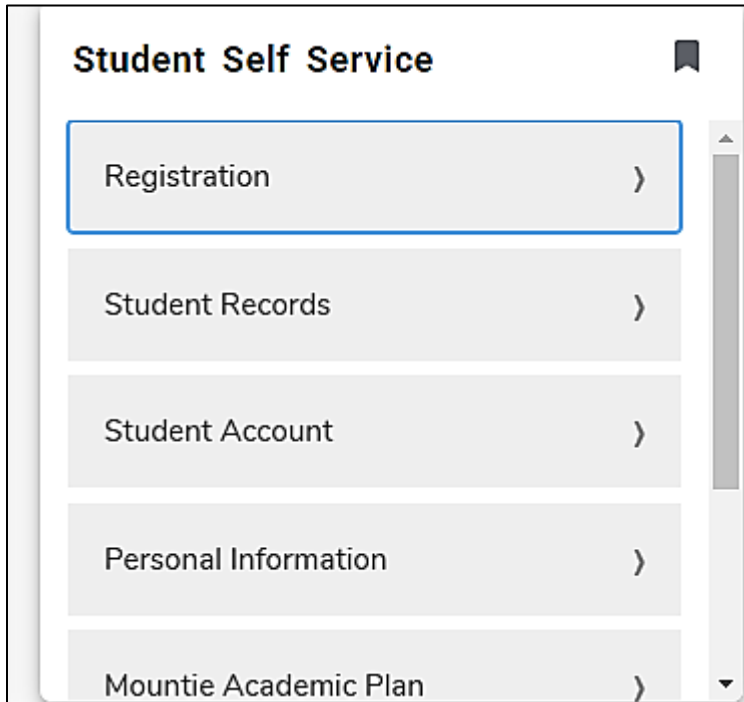
NOTE: If you get an error message, only register 1 CRN. Then, wait about 20 minutes and try again for the other CRN.

LLC Registration Instructions

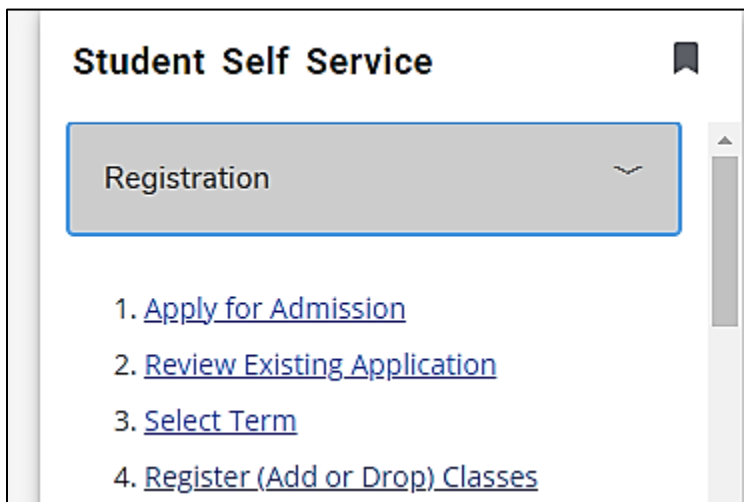
1. **Log in** to your Mt. SAC Portal.
2. Click on the **three lines** in the top left corner. Then go to the **Student** page.



3. Find the Student Self-Service Card. (Tip: If you don't see this on your page, try going back to the main menu and searching for it from the **Discover** page).



4. Click on **Registration**. Then go to **4. Register (Add/Drop Classes)**.



5. Select the **current** term. (Some students will be asked to take a survey at this point. You must answer the survey to continue).
6. Scroll to the bottom and **type** one of the CRNs for your study language from the table on Page 1.