



# The Arise Program

The Arise program began fall 2011. Fall 2022 marked the 11th year of the program. During this time, the majority of the funding was provided by the Federal Asian American Native American Pacific Islander Serving Institutions grant (AANAPISI).

## Here are a few facts about the program:

**2,437**

students completed applications during the first grant.

**1,602**

new students completed applications during the second grant.

Timeframe: Students who applied 10/17/2012-7/31/22

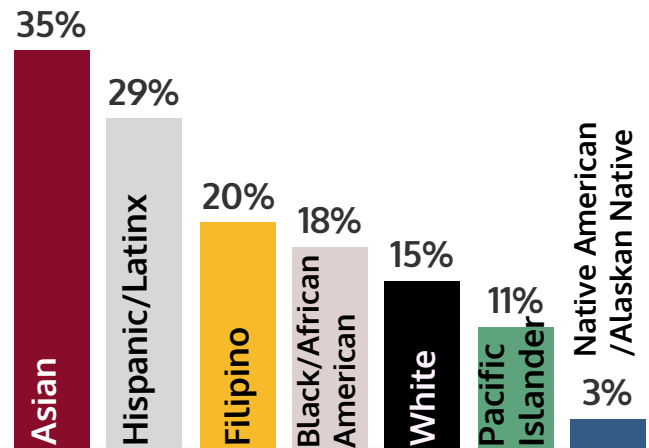
### Gender

**51%**  
Female

**48%**  
Male

**1%**  
Unknown

### Race/Ethnicity



## Graduation and Transfer

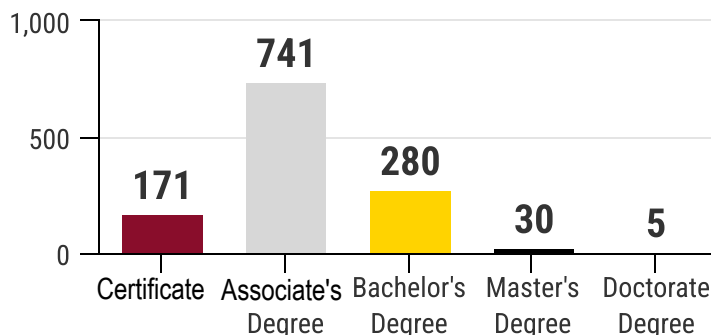


**38% have earned a Mt. SAC degree or certificate (n=902).**



**36% have transferred to a 4 year university (n=817)**

### Number of Students Completing Awards



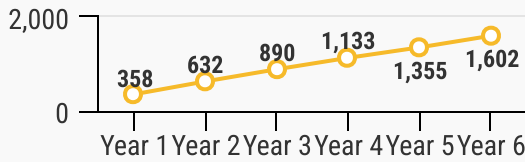
- 171 students a certificate
- 741 students an Associate's degrees
- 280 students a Bachelor's degrees
- 30 students a Master's degrees
- 5 students earned Doctorate degree



# The Arise Program

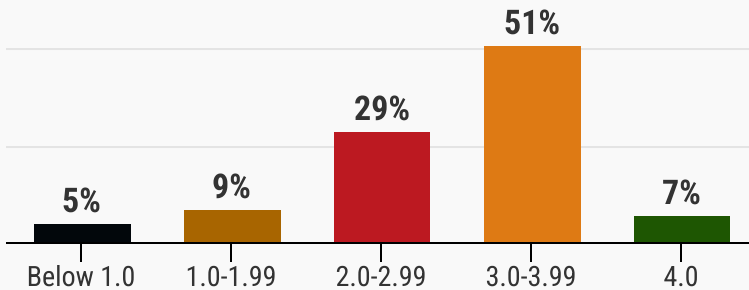
Grant 2 Fall 2016 thru Summer 2022

## New Arise Students



Average Number of New Students Annually = 283

## Cumulative GPAs



## Educational Plans

**86%** n=2,034

Completed Transfer Level Math

**63%** n=984

Completed Transfer Level English

**68%** n=1,120

## AANAPISI Week

A padlet was created as a part of our AANAPISI week celebrations. This was intended to increase visibility, awareness and advocacy for AANAPISI week.

**ARISE!**  
Celebrates  
**AANAPISI WEEK: 9/26 - 10/2**

**AANAPISI: REACH & IMPACT**  
Eight AANAPISI host several events as outlined in Section 7200 of the Higher Education Act which include: 1) undergraduate enrollment of at least 20 percent AAPI students, 2) enrollment of at least 20 percent of students with low-income background, and 3) retention measures for students of educational and general populations.

**1999**  
30 years of service to the AAPI community

**Funding**  
The AAPI community receives the highest amount of federal funding compared to other ethnic groups.

**Impact**  
While AANAPISI™ programs make up only 6% of all U.S. colleges and universities, they enroll 30% of all AANAPISI students in the country.

**WHAT IS AANAPISI?**  
AANAPISI stands for Asian American Native American Pacific Islander. Serving institutions whose goal is to create academic and student support along with intentional programming for underserved Asian American and Pacific Islander (AAPI) students. At Mt. SAC AAPI students represent about 20% of the total student population!


**THE CASE FOR AANAPISI**  
Asian American and Native American Pacific Islander Serving Institutions (AANAPISI) offer a unique and a supporting structure. Not just for Asian and Pacific Islander American (API) students. AANAPISI offers support for underserved AAPI students for achieving their career goals, to create an inclusive professional equity, and workforce solutions for the rapidly increasing AAPI student population. It is vital to establish the total diversity of the university.

**A DIVERSE AND GROWING COMMUNITY**  
APIs are the Fastest Growing Racial Group. More than 48 ethnicities represented. One back to being the Largest Immigrant Group in the U.S. by 2025 (60 million). Over 300 Spoken Languages.

**DIVERSE NEEDS AMONG APIA GROUPS**  
Educational attainment varies widely among APIA ethnic groups. More than 60% of students and employees from South Pacific Islands (SPI) did not earn a U.S. Bachelor's Degree (Source: U.S. Census Bureau, 2017).

**Bachelor Degree Attainment by Ethnic Group:**

Ethnic Group	Attainment Rate
White	41%
Black	15%
Hispanic	22%
Other	56%
APIA	25%



<https://padlet.com/mtsacaanapisi/aanapisi-week-2022-mtsacaanapisi-93198n5ouavvo48s>