

Handshake



Intro to Handshake

Handshake is the #1 way college students find jobs

Meet your career center staff



Dina Paton

Career Services Specialist

Mt. SAC School of Continuing Education

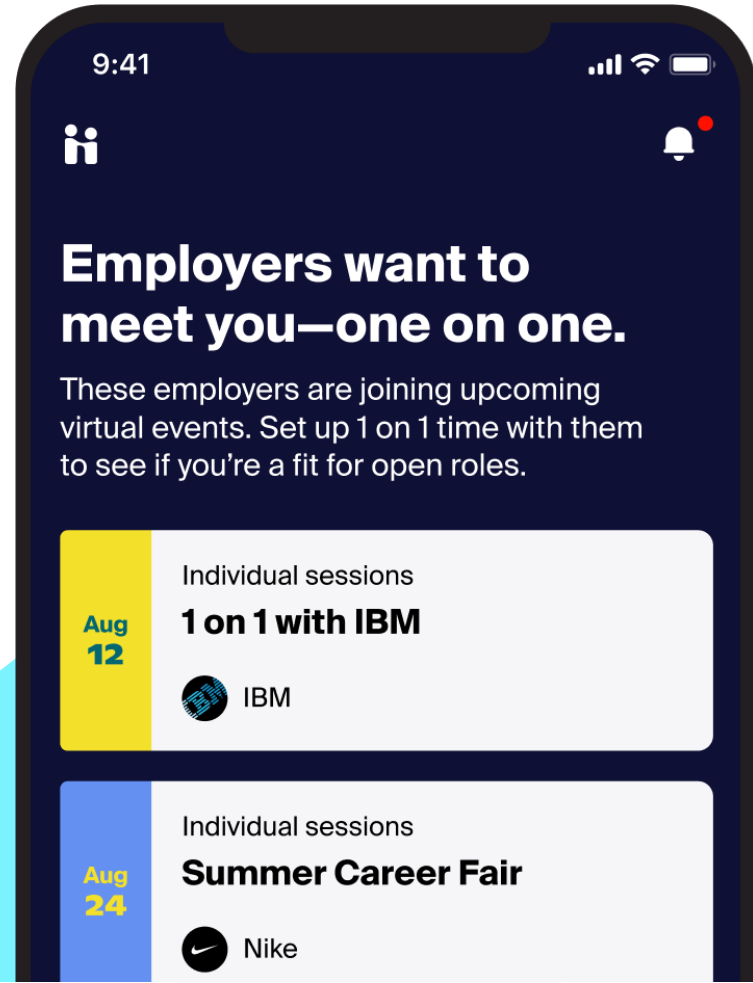
Appointments: Use Handshake or

[https://outlook.office365.com/book/SCE
CareerServices@mtsac.edu/](https://outlook.office365.com/book/SCECareerServices@mtsac.edu/)



Handshake is the #1 way college students find jobs

Join today and get recruited by
the top employers for full-time,
part-time jobs, and internships



Handshake



Why should you use Handshake?

1

Get hired

Discover and land jobs and internships.

2

Get discovered

Get messaged by employers that want to hire you.

3

Get connected


Connect with employers and learn more about their company.

4

Get expert help

From career-building resources to employers recommended by your career center.

Get hired



1



Where do you want to go?

900k

employers of all shapes and sizes

100%

of the Fortune 500



Employers are actively searching for students

250k+

searches for students per month



match
EDUCATION



Whirlpool





Jobs and internships for every path

1.5m

jobs and internships in every industry over the past year

50

states

165

countries

Business & Finance



Technology



Retail



Education & Non-profit




Healthcare & Pharmaceuticals



Consumer Packaged Goods (CPG)



Get
discovered



2



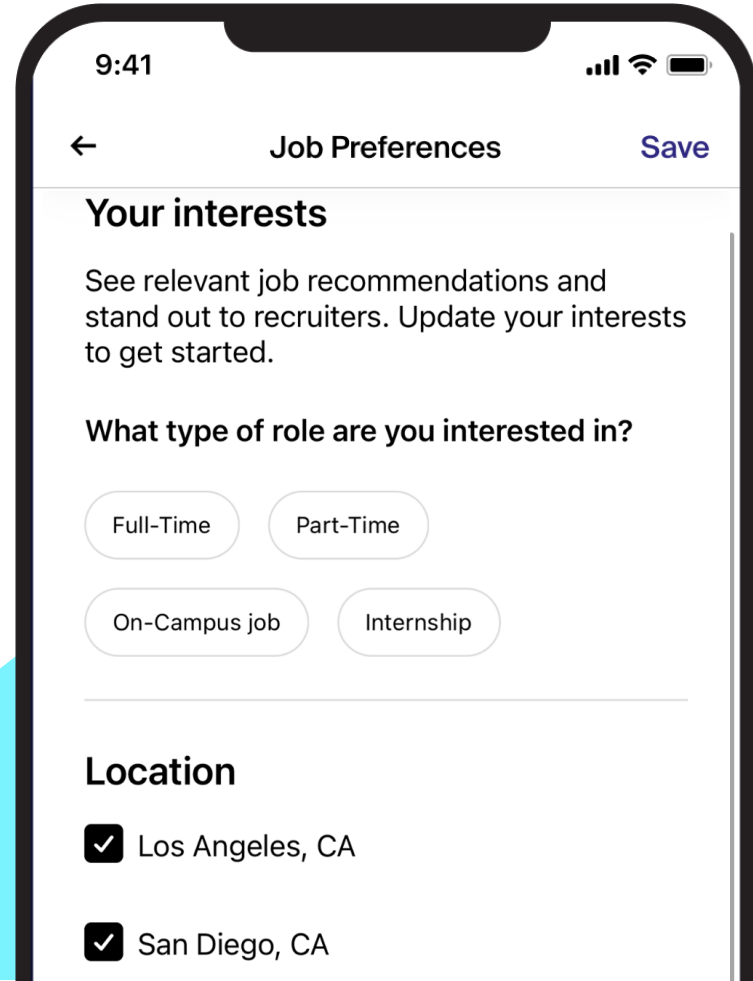
3 must-haves on your Handshake profile

Employers find you based on the career interests in your Handshake profile. Interests include:


Job type: Do you want an internship, part-time job, or full-time job?

Location: Which cities do you want to work in?

Job roles: Select the types of jobs you want, like marketing associate or data analyst.



Get
connected



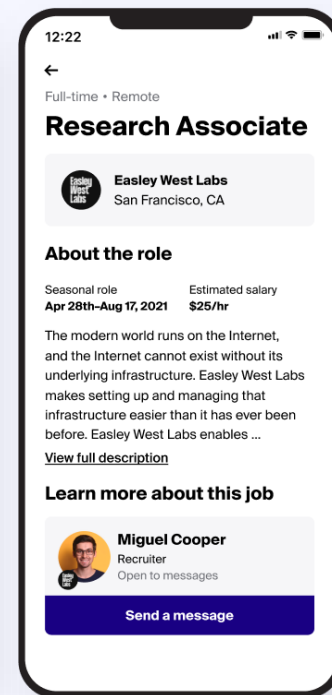
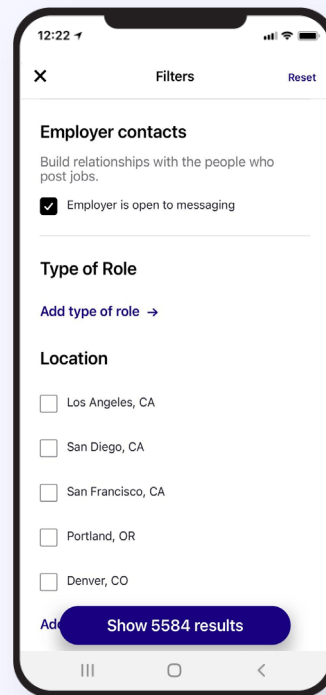
3

Message an employer

Get the inside scoop on the job you want by messaging an employer first!

Tips

- Start off with a friendly opening
- Tell them a little bit about yourself
- Ask a few questions about the role and the company

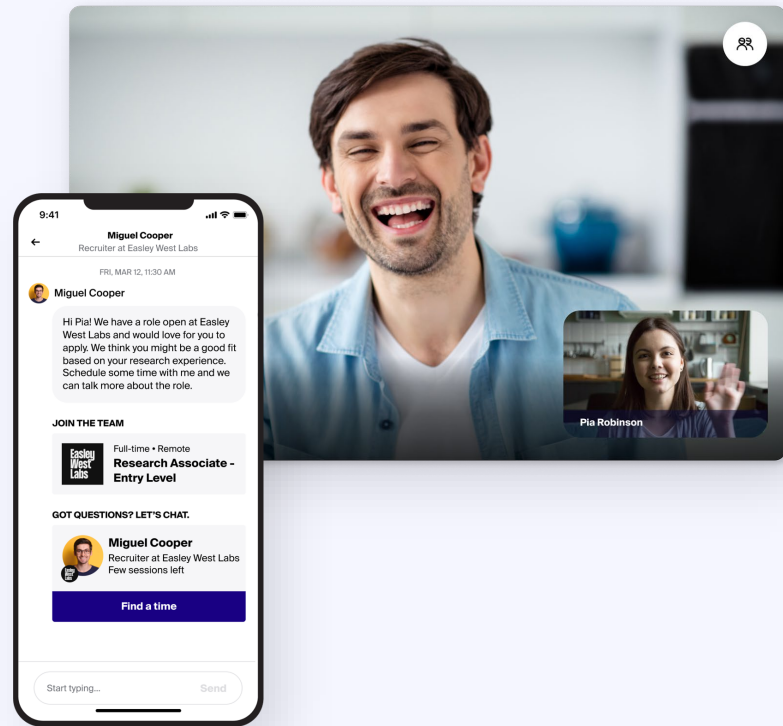


Sign up for a virtual info chat

Book an informal 15 minute one-on-one conversation with an employer to learn more about a specific role or company!

Tips

- Schedule a chat via the “Find the time” button
- Make sure you’re dressed for the part
- Have a list of prepared Q&A ready to make your application stand out

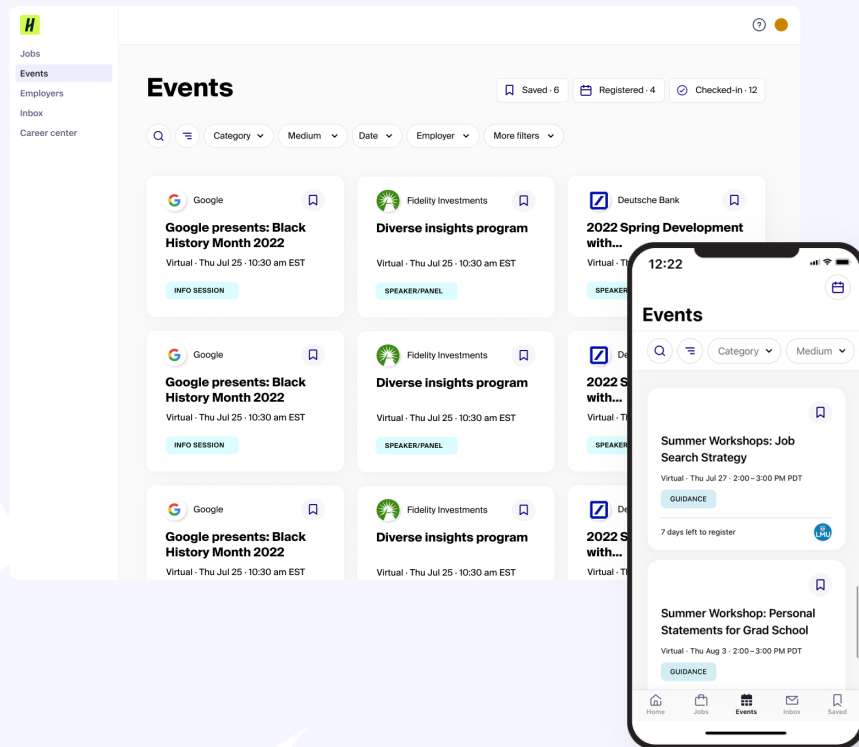


Attend an event


Browse upcoming sessions on the “Events” page or check out our recommendations for you on the Handshake homepage.

Tips

- Meet with employers at events to learn more about a role you're interested in
- Attend career fairs virtually or in-person
- Check out events created by your career center designed to help your job search



Get
expert help



4

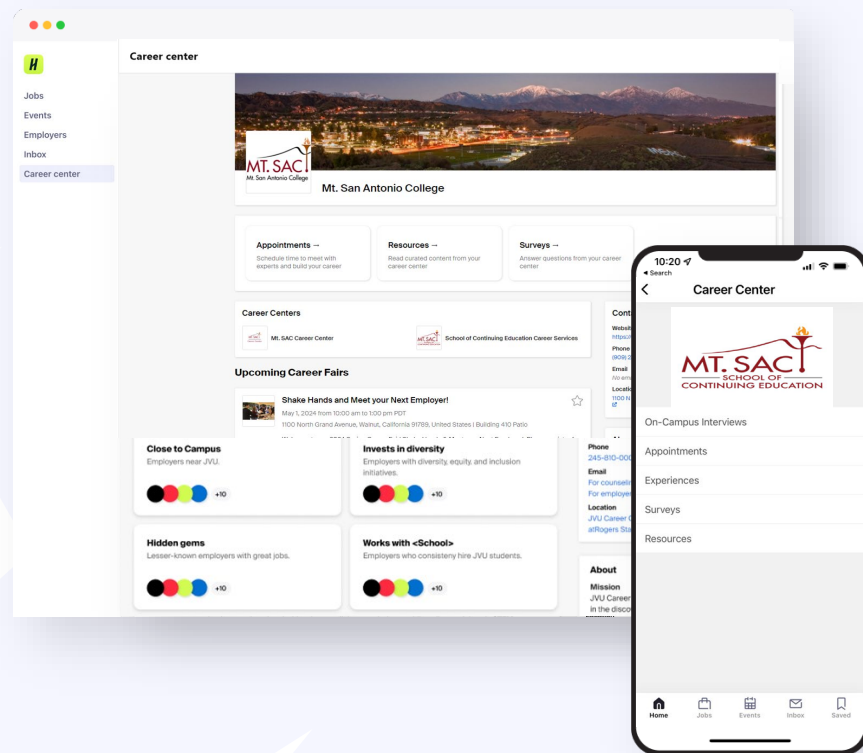
Easy access to your career center

Schedule career advising appointments.

- Resume checks
- Mock interviews
- Career planning

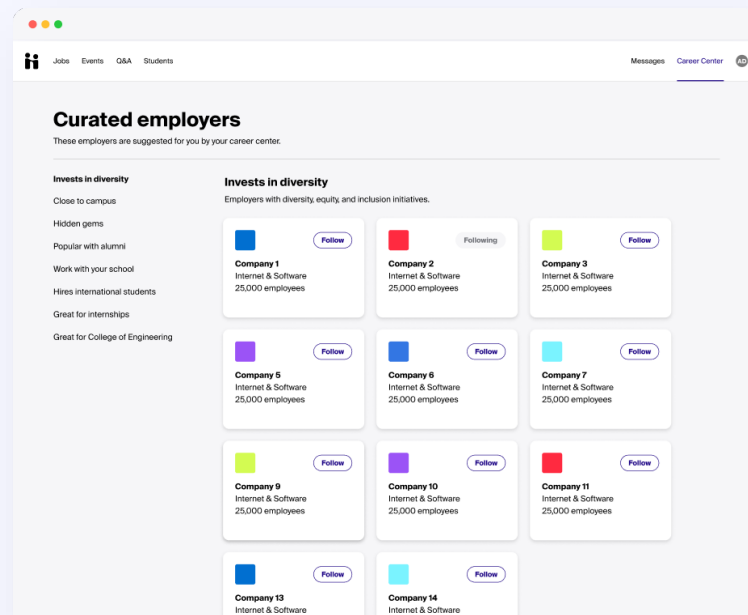
Explore employers recommended by your career center.

Interview for jobs and internships on campus.




Employers recommended by your career center

Review and follow unique employers
that are eager to hire!



Get started

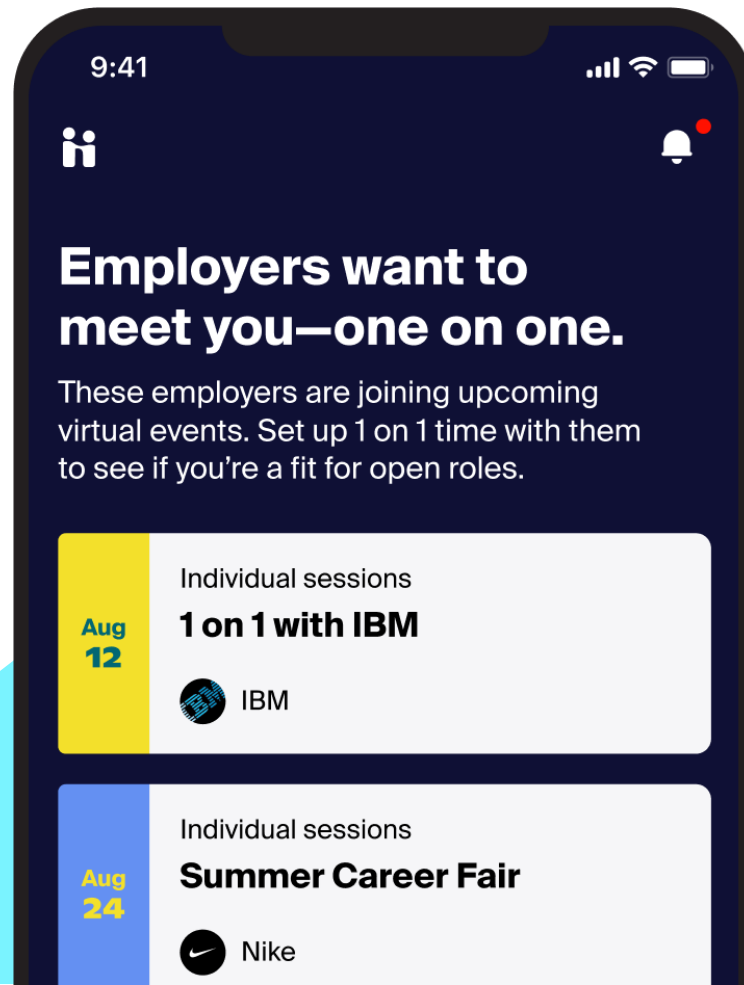


5



Download the app

Search for “Handshake” on the App Store or Google Play or visit app.joinhandshake.com



Handshake Resources


[Getting Started with Handshake](#)

[Student Work Authorization Information](#)

[Searching for Jobs and Internships](#)

[Apply for a Job in Handshake](#)

[Discover Events & Fairs in Handshake](#)



Handshake is
here to help

app.joinhandshake.com