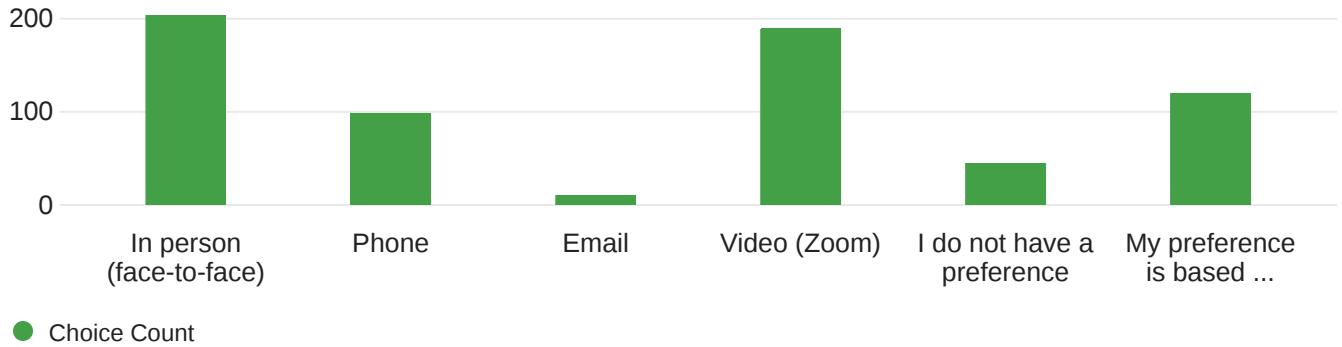
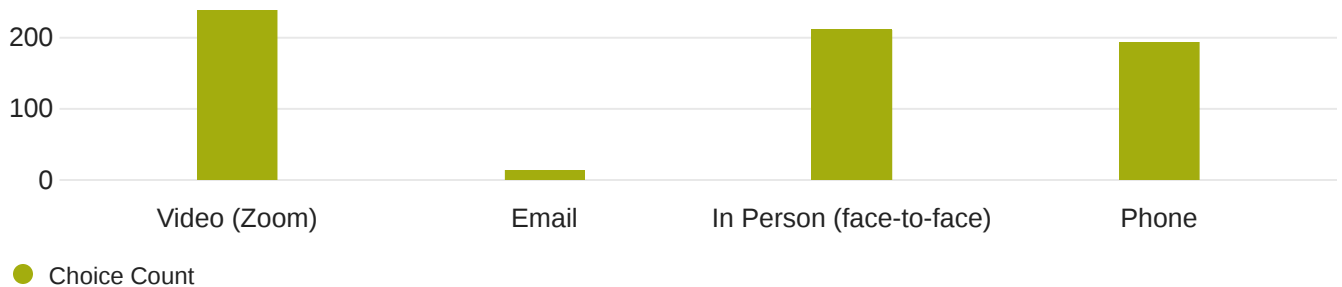


Q1 - What format do you prefer for your counseling appointments at Mt. SAC?



Field	Percentage
In person (face-to-face)	30.63%
Phone	14.71%
Email	1.50%
Video (Zoom)	28.38%
I do not have a preference	6.76%
My preference is based upon the purpose of my appointment.	18.02%

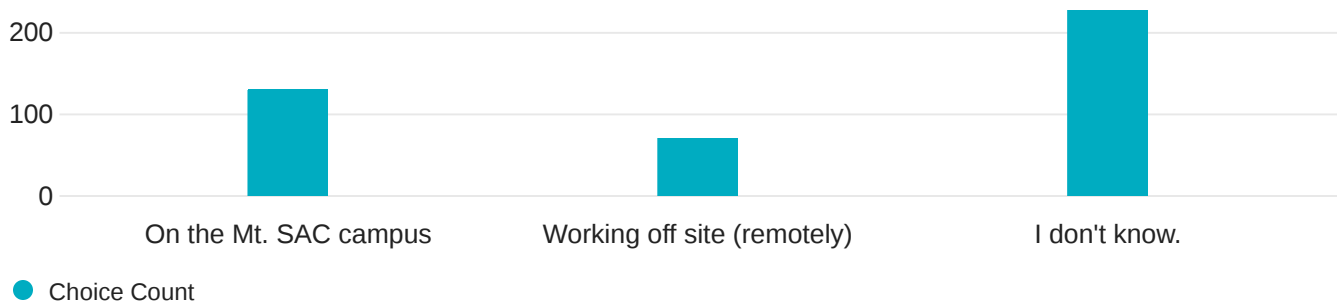
Q2 - What format was your most recent counseling appointment?



Q3 - What format was your most recent counseling appointment?

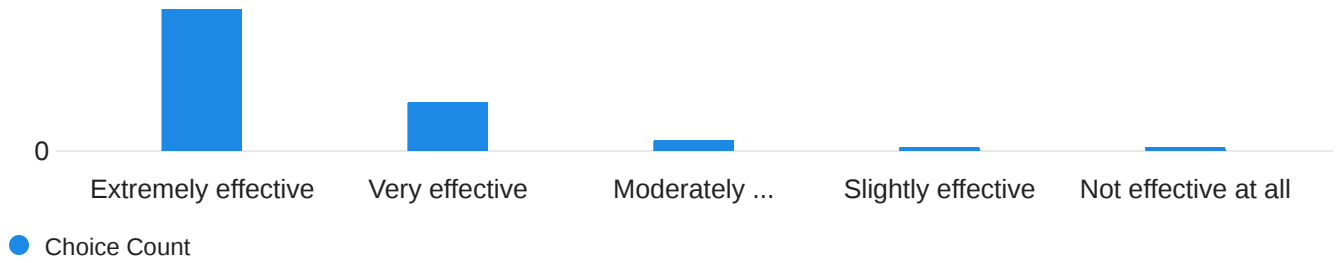
Field	Percentage
Video (Zoom)	36.38%
Email	1.98%
In Person (face-to-face)	32.27%
Phone	29.38%

Q3 - Where was the counselor located during your last counseling visit?



Field	Percentage
On the Mt. SAC campus	30.37%
Working off site (remotely)	16.36%
I don't know.	53.27%

Q4 - How would you rate the effectiveness (accomplish what you hoped it would) of your most recent counseling appointment?



Field	Percentage
Extremely effective	69.24%
Very effective	23.65%
Moderately effective	5.10%
Slightly effective	1.24%
Not effective at all	0.77%